

CONTACTOR RELAY 55E EN 50 011 5NO+5NC, SCREW
TERMINALS AC OPERATION AC 230/220V 50HZ, 276/264V 60HZ



Figure similar

General technical data:	
Size of contactor	0
Ambient temperature during operation	-25 ... +55 °C
Protection class IP on the front	IP20
Equipment marking acc. to DIN 40719 extended according to IEC 204-2 acc. to IEC 750	K
Equipment marking acc. to DIN EN 61346-2	K
Equipment marking acc. to DIN EN 81346-2	K
Control circuit/ Control:	
Type of voltage of the control supply voltage	AC
Control supply voltage frequency	<ul style="list-style-type: none"> • 1 rated value 50 Hz • 2 rated value 60 Hz
Control supply voltage	<ul style="list-style-type: none"> • at AC <ul style="list-style-type: none"> — at 50 Hz — rated value 230 V

— at 60 Hz
— rated value

277 V

Auxiliary circuit:

Operating current at AC-15	
• at 230 V rated value	10 A
• at 400 V rated value	6 A
Identification number and letter for switching elements	55 E
Number of NC contacts for auxiliary contacts	5
• lagging switching	0
• delayed switching	0
• make-before-break switching	0
Number of NO contacts for auxiliary contacts	5
• delayed switching	0
• leading contact	0
• make-before-break switching	0
Number of CO contacts for auxiliary contacts	0

Connections/ Terminals:



Type of electrical connection for auxiliary and control current circuit	screw-type terminals
--	----------------------

Mechanical data:

Mounting type	screw and snap-on mounting onto 35 mm standard mounting rail according to DIN EN 50022
Width	55 mm
Height	78 mm
Depth	102 mm

Certificates/approvals

General Product Approval				Declaration of Conformity	Test Certificates
 CCC	 CSA	 UL		 EG-Konf.	Type Test Certificates/Test Report

Test Certificates	Shipping Approval	other
Special Test Certificate	Miscellaneous	Miscellaneous
	 DNV	 GL
		Environmental Confirmations

other
Confirmation

Safety related data:

Protection against electrical shock	finger-safe
B10 value with high demand rate acc. to SN 31920	1 000 000
• Note	With 0.3 x I _e
T1 value for proof test interval or service life acc. to IEC 61508	20 y

Further information

Information- and Downloadcenter (Catalogs, Brochures,...)

<http://www.siemens.com/industrial-controls/catalogs>

Industry Mall (Online ordering system)

<https://mall.industry.siemens.com/mall/en/en/Catalog/product?mlfb=3TH4355-0AP0>

Cax online generator

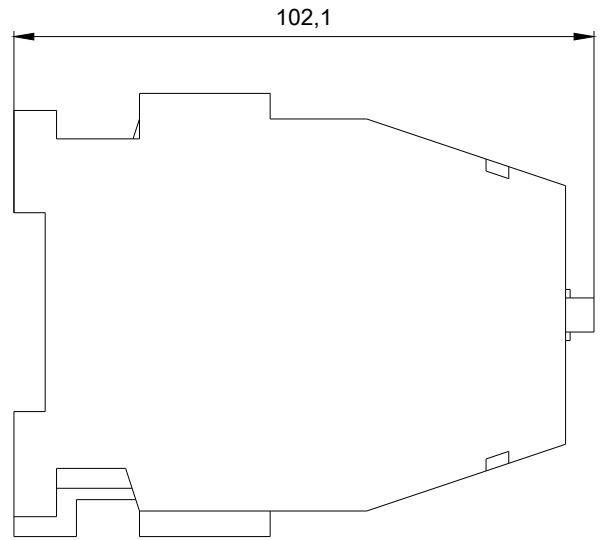
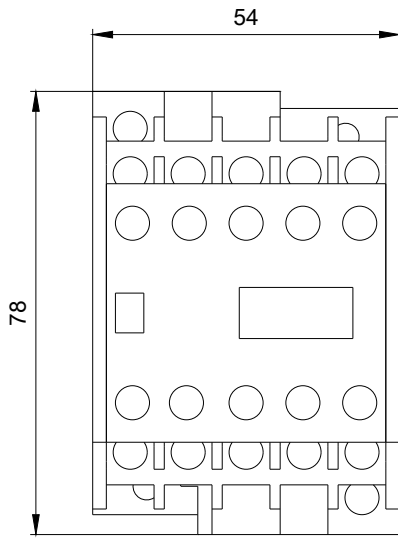
<http://support.automation.siemens.com/WW/CAXorder/default.aspx?lang=en&mlfb=3TH4355-0AP0>

Service&Support (Manuals, Certificates, Characteristics, FAQs,...)

<https://support.industry.siemens.com/cs/ww/en/ps/3TH4355-0AP0>

Image database (product images, 2D dimension drawings, 3D models, device circuit diagrams, EPLAN macros, ...)

http://www.automation.siemens.com/bilddb/cax_de.aspx?mlfb=3TH4355-0AP0&lang=en



W9.4444: 3TH43
W9.2917: 3TH43

last modified:

06/12/2017