

SELECTOR SWITCH, CAN BE ILLUM., 22MM, ROUND, PLASTIC, BLUE, SHORT SELECTOR SWITCH, 3 SWITCH POSITIONS I>O<II, MOMENTARY CONTACT TYPE, ACTUATING ANGLE 2X45 DEG., 10:30H/12H/13:30H



Figure similar

product brandname	SIRIUS ACT
Product designation	Selector switches
Product type designation	3SU1

Enclosure

Number of command points	1
--------------------------	---

Actuator

Design of the operating mechanism	Selector switch, short black handle
Manner of function of the actuating element	momentary contact type, 2x45° (10:30h/12h/13:30h), retraction on both sides
Product extension optional Light source	Yes
Color of the actuating element	Blue
Material of the actuating element	plastic
Shape of the actuating element	Handle
Outer diameter of the actuating element	32.3 mm
Number of switching positions	3
Actuating angle	
• clockwise	45°

- anticlockwise

45°

Front ring

Product component front ring	Yes
Design of the front ring	standard
Material of the front ring	plastic
Color of the front ring	black

General technical data

Protection class IP	IP66, IP67, IP69(IP69K)
Degree of protection NEMA rating	NEMA 1, 2, 3, 3R, 4, 4X, 12
Shock resistance	<ul style="list-style-type: none"> • acc. to IEC 60068-2-27 • for railway applications acc. to DIN EN 61373 Sinusoidal half-wave 50 g / 11 ms Category 1, Class B
Vibration resistance	<ul style="list-style-type: none"> • acc. to IEC 60068-2-6 • for railway applications acc. to DIN EN 61373 10 ... 500 Hz: 5g Category 1, Class B
Operating frequency maximum	1 800 1/h
Mechanical service life (switching cycles)	<ul style="list-style-type: none"> • typical 1 000 000
Equipment marking	<ul style="list-style-type: none"> • acc. to DIN EN 61346-2 • acc. to DIN EN 81346-2 S S

Safety related data

B10 value	<ul style="list-style-type: none"> • with high demand rate acc. to SN 31920 300 000
Proportion of dangerous failures	<ul style="list-style-type: none"> • with low demand rate acc. to SN 31920 • with high demand rate acc. to SN 31920 20 % 20 %
Failure rate [FIT]	<ul style="list-style-type: none"> • with low demand rate acc. to SN 31920 100 FIT
T1 value for proof test interval or service life acc. to IEC 61508	20 y

Ambient conditions





Ambient temperature	<ul style="list-style-type: none"> • during operation • during storage -25 ... +70 °C -40 ... +80 °C
Environmental category during operation acc. to IEC 60721	3M6, 3S2, 3B2, 3C3, 3K6 (with relative air humidity of 10 ... 95 %)

Installation/ mounting/ dimensions

Height	32.3 mm
Width	32.3 mm
Shape of the installation opening	round

Mounting diameter	22.3 mm
Positive tolerance of installation diameter	0.4 mm
Mounting height	28.8 mm
Installation width	32.3 mm
Installation depth	25.4 mm

Certificates/approvals

General Product Approval		Declaration of Conformity	Test Certificates		
				Declaration of the Compliance with the order	Special Test Certificate
CSA	UL		EG-Konf.		

other

[Confirmation](#)

Further information

Information- and Downloadcenter (Catalogs, Brochures,...)

<http://www.siemens.com/industrial-controls/catalogs>

Industry Mall (Online ordering system)

<https://mall.industry.siemens.com/mall/en/en/Catalog/product?mlfb=3SU1002-2BM50-0AA0>

Cax online generator

<http://support.automation.siemens.com/WW/CAXorder/default.aspx?lang=en&mlfb=3SU1002-2BM50-0AA0>

Service&Support (Manuals, Certificates, Characteristics, FAQs,...)

<https://support.industry.siemens.com/cs/ww/en/ps/3SU1002-2BM50-0AA0>

Image database (product images, 2D dimension drawings, 3D models, device circuit diagrams, EPLAN macros, ...)

http://www.automation.siemens.com/bilddb/cax_de.aspx?mlfb=3SU1002-2BM50-0AA0&lang=en



last modified:

06/20/2017