

CIRCUIT-BREAKER SIZE S00, FOR MOTOR PROTECTION, CLASS 10, A-REL.0.14...0.2A,N-REL.2.6A, SCREW TERMINAL, STANDARD SWITCHING CAPACITY



Figure similar

product brandname	SIRIUS
Product designation	Circuit breaker
Design of the product	For motor protection
Product type designation	3RV1

General technical data	
Size of the circuit-breaker	S00
Size of contactor can be combined company-specific	S00
Product extension	Yes
• Auxiliary switch	Yes
Power loss [W] total typical	5 W
Insulation voltage with degree of pollution 3 rated value	690 V
Surge voltage resistance rated value	6 kV
maximum permissible voltage for safe isolation	
• in networks with grounded star point between main and auxiliary circuit	400 V
• in networks with grounded star point between main and auxiliary circuit	400 V

<b>Protection class IP</b>	
• on the front	IP20
• of the terminal	IP00
<b>Mechanical service life (switching cycles)</b>	
• of the main contacts typical	100 000
• of auxiliary contacts typical	100 000
<b>Electrical endurance (switching cycles)</b>	
• typical	100 000
<b>Type of protection</b>	Increased safety
<b>Protection against electrical shock</b>	finger-safe
Equipment marking acc. to DIN EN 81346-2	Q

### Ambient conditions

<b>Ambient temperature</b>	
• during operation	-20 ... +60 °C
• during storage	-50 ... +80 °C
• during transport	-50 ... +80 °C
<b>Temperature compensation</b>	-20 ... +60 °C

### Main circuit

<b>Number of poles for main current circuit</b>	3
<b>Adjustable pick-up value current of the current-dependent overload release</b>	0.14 ... 0.2 A
<b>Operating voltage</b>	
• rated value	690 V
• at AC-3 rated value maximum	690 V
<b>Operating frequency rated value</b>	50 ... 60 Hz
<b>Operating current rated value</b>	0.2 A
<b>Operating current</b>	
• at AC-3	
— at 400 V rated value	0.2 A
<b>Operating power</b>	
• at AC-3	
— at 230 V rated value	25 W
— at 400 V rated value	60 W
— at 500 V rated value	60 W
— at 690 V rated value	90 W
<b>Operating frequency</b>	
• at AC-3 maximum	15 1/h

### Auxiliary circuit

<b>Number of CO contacts</b>	
• for auxiliary contacts	0

### Protective and monitoring functions

<b>Trip class</b>	CLASS 10
<b>Design of the overload release</b>	thermal
<b>Operational short-circuit current breaking capacity (Ics) at AC</b>	
• at 240 V rated value	100 000 A
• at 400 V rated value	100 000 A
• at 500 V rated value	100 000 A
• at 690 V rated value	100 000 A
<b>Maximum short-circuit current breaking capacity (Icu)</b>	
• at AC at 240 V rated value	100 kA
• at AC at 400 V rated value	100 kA
• at AC at 500 V rated value	100 kA
• at AC at 690 V rated value	100 kA
<b>Breaking capacity short-circuit current (Icn)</b>	
• at 1 current path at DC at 150 V rated value	10 kA
• with 2 current paths in series at DC at 300 V rated value	10 kA
• with 3 current paths in series at DC at 450 V rated value	10 kA

#### UL/CSA ratings

<b>Full-load current (FLA) for three-phase AC motor</b>	
• at 480 V rated value	0.2 A
• at 600 V rated value	0.2 A

#### Short-circuit protection

<b>Product function Short circuit protection</b>	Yes
<b>Design of the short-circuit trip</b>	magnetic
<b>Design of the fuse link for IT network for short-circuit protection of the main circuit</b>	
• at 240 V	none required
• at 400 V	None required
• at 500 V	None required
• at 690 V	None required

#### Installation/ mounting/ dimensions

<b>Mounting position</b>	any
<b>Mounting type</b>	screw and snap-on mounting onto 35 mm standard mounting rail according to DIN EN 60715
<b>Height</b>	90 mm
<b>Width</b>	45 mm
<b>Depth</b>	81 mm

#### Connections/Terminals

<b>Product function</b>	
-------------------------	--

<ul style="list-style-type: none"> <li>removable terminal for auxiliary and control circuit</li> </ul>	No
<b>Type of electrical connection</b> <ul style="list-style-type: none"> <li>for main current circuit</li> </ul>	screw-type terminals
<b>Arrangement of electrical connectors for main current circuit</b>	Top and bottom
<b>Type of connectable conductor cross-sections</b> <ul style="list-style-type: none"> <li>for main contacts <ul style="list-style-type: none"> <li>single or multi-stranded</li> <li>finely stranded with core end processing</li> </ul> </li> </ul>	2x (0,5 ... 1,5 mm <sup>2</sup> ), 2x (0,75 ... 2,5 mm <sup>2</sup> ), 2x (1 ... 4 mm <sup>2</sup> ) 2x (0.5 ... 1.5 mm <sup>2</sup> ), 2x (0.75 ... 2.5 mm <sup>2</sup> )
<b>Type of connectable conductor cross-sections</b> <ul style="list-style-type: none"> <li>for auxiliary contacts <ul style="list-style-type: none"> <li>single or multi-stranded</li> </ul> </li> </ul>	2x (0,5 ... 1,5 mm <sup>2</sup> ), 2x (0,75 ... 2,5 mm <sup>2</sup> )
<b>Tightening torque</b> <ul style="list-style-type: none"> <li>for main contacts with screw-type terminals</li> <li>for auxiliary contacts with screw-type terminals</li> </ul>	0.8 ... 1.2 N·m 0.8 ... 1.2 N·m

### Safety related data

<b>B10 value</b> <ul style="list-style-type: none"> <li>with high demand rate acc. to SN 31920</li> </ul>	5 000
<b>Proportion of dangerous failures</b> <ul style="list-style-type: none"> <li>with low demand rate acc. to SN 31920</li> <li>with high demand rate acc. to SN 31920</li> </ul>	50 % 50 %
<b>Failure rate [FIT]</b> <ul style="list-style-type: none"> <li>with low demand rate acc. to SN 31920</li> </ul>	50 FIT
<b>Display version</b> <ul style="list-style-type: none"> <li>for switching status</li> </ul>	Rocker switch

### Certificates/approvals

General Product Approval	For use in hazardous locations
--------------------------	--------------------------------



Declaration of Conformity	Test Certificates	Shipping Approval
---------------------------	-------------------	-------------------



[spezielle Prüfbescheinigung](#)  
n



Shipping Approval	other
-------------------	-------



[Bestätigungen](#)

[Umweltbestätigung](#)

[sonstig](#)

other
-------



Further information
---------------------

**Information- and Downloadcenter (Catalogs, Brochures,...)**

<http://www.siemens.com/industrial-controls/catalogs>

**Industry Mall (Online ordering system)**

<https://mall.industry.siemens.com/mall/en/en/Catalog/product?mlfb=3RV1011-0BA10>

**Cax online generator**

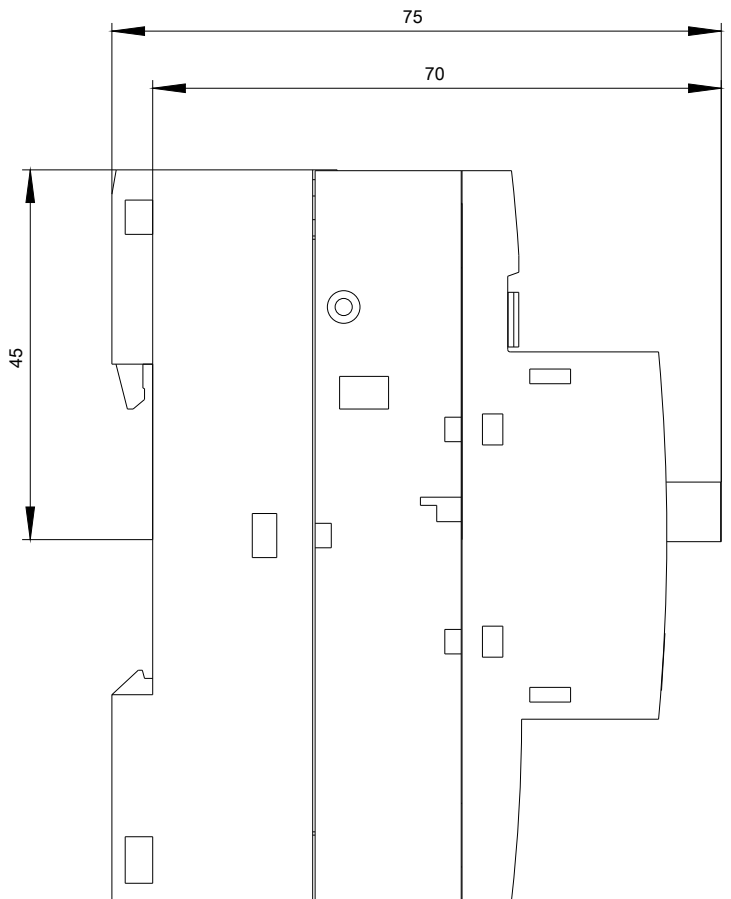
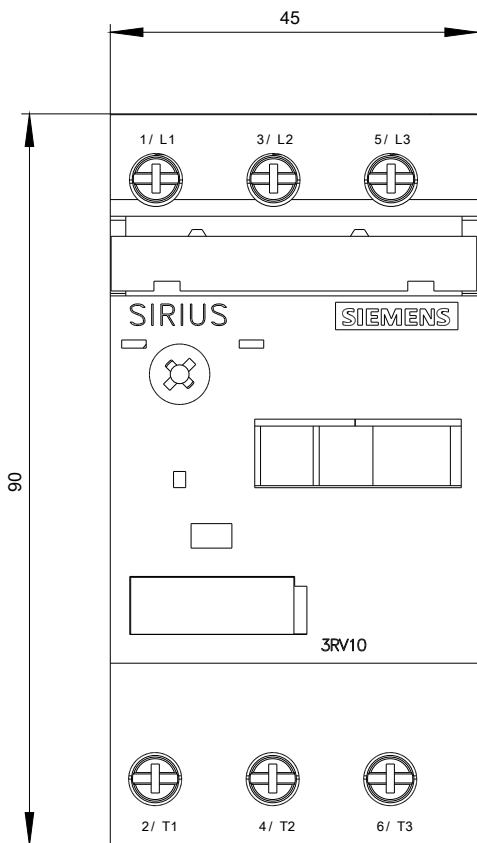
<http://support.automation.siemens.com/WW/CAXorder/default.aspx?lang=en&mlfb=3RV1011-0BA10>

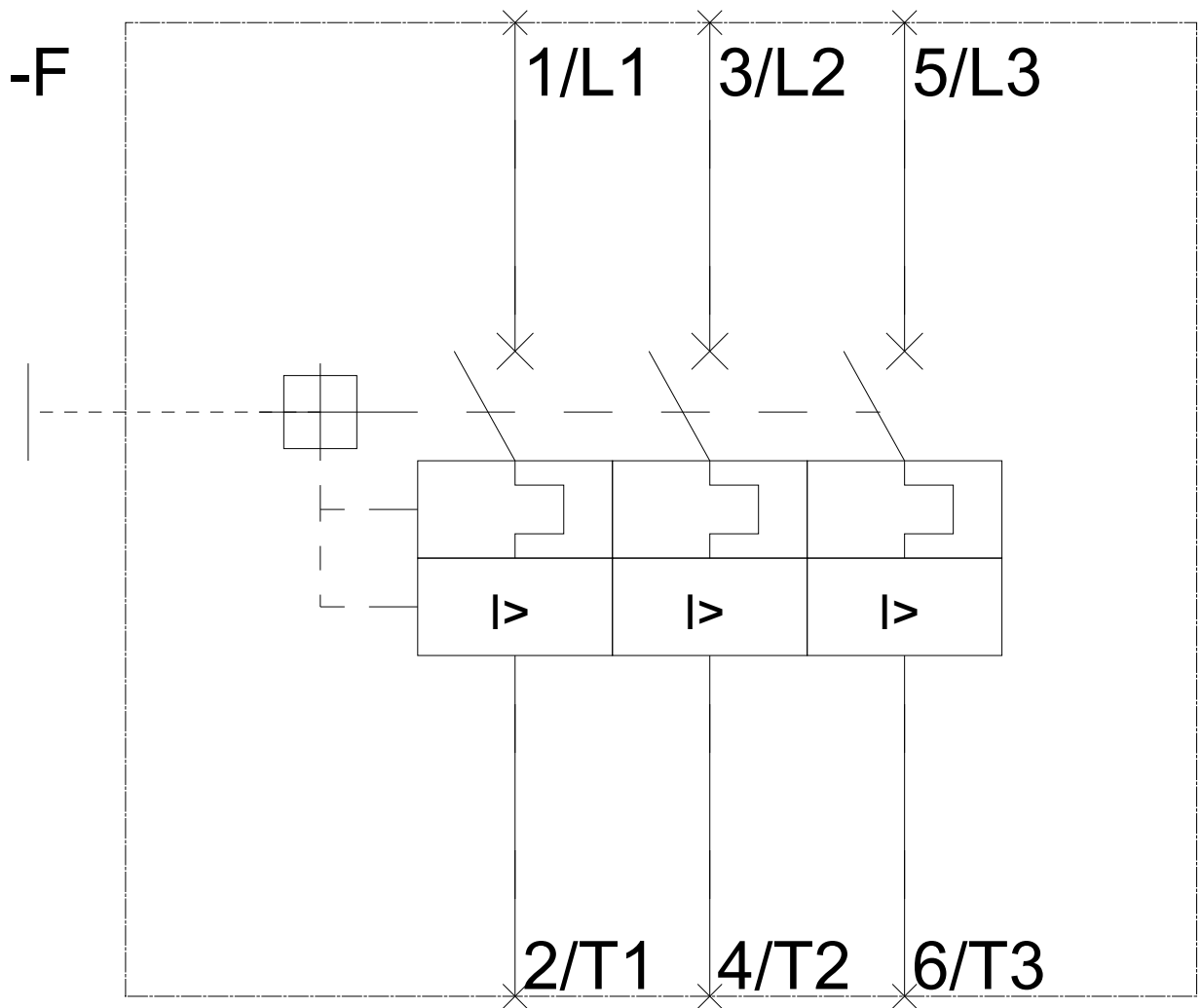
**Service&Support (Manuals, Certificates, Characteristics, FAQs,...)**

<https://support.industry.siemens.com/cs/ww/en/ps/3RV1011-0BA10>

**Image database (product images, 2D dimension drawings, 3D models, device circuit diagrams, EPLAN macros, ...)**

[http://www.automation.siemens.com/bilddb/cax\\_de.aspx?mlfb=3RV1011-0BA10&lang=en](http://www.automation.siemens.com/bilddb/cax_de.aspx?mlfb=3RV1011-0BA10&lang=en)





last modified:

04/24/2017