





CIRCUIT BREAKER 240V 14KA, 2-POLE, C, 13A, D=70MM ACC. TO UL 489



Model	
product brandname	SENTRON
Product designation	Miniature circuit breakers
Design of the product	Miniature circuit-breaker 5SJ4
General technical data	
Number of poles	2
Number of poles / Note	2P
Tripping characteristic class	C
Installation environment regarding EMC	Suitable for environment B (immunity to interference not applicable)
circuit-breaker / Design	5SJ4
Mechanical service life (switching cycles) / typical	20 000
Equipment marking / acc. to DIN 40719 extended according to IEC 204-2 / acc. to IEC 750	F
Overvoltage category	3
Voltage	
Type of voltage	AC/DC
Insulation voltage / at AC / rated value	440 V

Supply voltage	
Supply voltage / at AC / rated value	400 V
Supply voltage frequency / rated value	50 Hz
Protection class	
Protection class IP	IP20, with connected conductors, IP 40 in the handle range
Switching capacity	
Switching capacity current	
<ul style="list-style-type: none"> • acc. to EN 60898 / rated value 	10 kA
<ul style="list-style-type: none"> • acc. to IEC 60947-2 / rated value 	15 kA
Dissipation	
Power loss [W]	
<ul style="list-style-type: none"> • for rated value of the current / at AC / in hot operating state / per pole 	1.7 W
<ul style="list-style-type: none"> • maximum 	3.4 W
Electricity	
rated current I _n / IEC, DIN/VDE / at 40 Cel	13 A
Current / at AC / rated value	13 A
Main circuit	
Type of voltage supply / at AC / acc. to UL 489 and CSA C22.2 No. 5-02	240
Operating voltage	
<ul style="list-style-type: none"> • minimum 	24 V
<ul style="list-style-type: none"> • at AC / acc. to UL 489 and CSA C22.2 No. 5-02 / maximum 	240 V
<ul style="list-style-type: none"> • at DC / 1-channel / acc. to UL 489 and CSA C22.2 No. 5-02 / maximum 	60 V
<ul style="list-style-type: none"> • at DC / 2-channel / acc. to UL 489 and CSA C22.2 No. 5-02 / maximum 	125 V
<ul style="list-style-type: none"> • at DC / rated value / maximum 	60 V
Product details	
Product feature / Touch protection	Yes
Product component	
<ul style="list-style-type: none"> • Tunnel terminals top 	No
<ul style="list-style-type: none"> • Tunnel terminals bottom 	No
<ul style="list-style-type: none"> • combined terminal top 	Yes
<ul style="list-style-type: none"> • combined terminal bottom 	Yes
Product feature	
<ul style="list-style-type: none"> • halogen-free 	Yes
<ul style="list-style-type: none"> • sealable 	Yes
<ul style="list-style-type: none"> • silicon-free 	Yes

Product extension / can be installed / supplementary devices	Yes
Product function	
Product function	
<ul style="list-style-type: none"> Note neutral conductor switching 	Terminal tightening torque for Cu, 60/75°C; 3.5Nm/31lb.in No
Short circuit	
Breaking capacity short-circuit current (I _{cn}) / at AC / acc. to UL 1077 and CSA C22.2 No.235	14 kA
Number	
Number of test cycles / for environmental testing / acc. to IEC 60068-2-30	6
Connections	
Connectable conductor cross-section / finely stranded / with core end processing	
<ul style="list-style-type: none"> minimum maximum 	1.5 mm ² 25 mm ²
Position / of power supply cord	Any
Mechanical Design	
Height	90 mm
Width	36 mm
Depth	70 mm
Mounting position	any
Installation depth	70 mm
Number of width units	2
Mounting type	on standard mounting rail
Environmental conditions	
Degree of pollution	3
Influence of the surrounding temperature	max. 95% humidity
Vibration resistance	50 m/s ² at 25 to 150Hz and 60m/s ² at 35Hz (4sec)
Vibration resistance / acc. to IEC 60068-2-6	50 m/s ² at 25 to 150Hz and 60m/s ² at 35Hz (4sec)
Ambient temperature	
<ul style="list-style-type: none"> minimum maximum during storage / minimum during storage / maximum 	-25 °C 55 °C -40 °C 75 °C
Certificates	
Equipment marking	
<ul style="list-style-type: none"> acc. to DIN EN 61346-2 acc. to DIN EN 81346-2 	F F

General Product Approval		Declaration of Conformity	Test Certificates	
 CCC	 UL	 VDE	 EG-Konf.	sonstig spezielle Prüfbescheinigungen n

Further information

Information- and Downloadcenter (Catalogs, Brochures,...)

<http://www.siemens.com/lowvoltage/catalogs>

Industry Mall (Online ordering system)

<https://mall.industry.siemens.com/mall/en/en/Catalog/product?mlfb=5SJ4213-7HG41>

Service&Support (Manuals, Certificates, Characteristics, FAQs,...)

<http://support.automation.siemens.com/WW/view/en/5SJ4213-7HG41/all>

Image database (product images, 2D dimension drawings, 3D models, device circuit diagrams, ...)

http://www.automation.siemens.com/bilddb/cax_en.aspx?mlfb=5SJ4213-7HG41

CAX-Online-Generator

<http://www.siemens.com/cax>

Tender specifications

<http://www.siemens.com/specifications>

