





CIRCUIT BREAKER 240V 14KA, 2-POLE, C, 4A, D=70MM ACC. TO UL 489



Model	
product brandname	SENTRON
Product designation	Miniature circuit breakers
Design of the product	Miniature circuit-breaker 5SJ4
General technical data	
Number of poles	2
Number of poles / Note	2P
Tripping characteristic class	C
Installation environment regarding EMC	Suitable for environment B (immunity to interference not applicable)
circuit-breaker / Design	5SJ4
Mechanical service life (switching cycles) / typical	20 000
Equipment marking / acc. to DIN 40719 extended according to IEC 204-2 / acc. to IEC 750	F
Overvoltage category	3
Voltage	
Type of voltage	AC/DC
Insulation voltage / at AC / rated value	440 V

Supply voltage	
Supply voltage / at AC / rated value	400 V
Supply voltage frequency / rated value	50 Hz
Protection class	
<b>Protection class IP</b>	IP20, with connected conductors, IP 40 in the handle range
Switching capacity	
<b>Switching capacity current</b>	
<ul style="list-style-type: none"> <li>• acc. to EN 60898 / rated value</li> </ul>	10 kA
<ul style="list-style-type: none"> <li>• acc. to IEC 60947-2 / rated value</li> </ul>	15 kA
Dissipation	
<b>Power loss [W]</b>	
<ul style="list-style-type: none"> <li>• for rated value of the current / at AC / in hot operating state / per pole</li> </ul>	1.8 W
<ul style="list-style-type: none"> <li>• maximum</li> </ul>	1.5 W
Electricity	
rated current I <sub>n</sub> / IEC, DIN/VDE / at 40 Cel	4 A
Current / at AC / rated value	4 A
Main circuit	
<b>Type of voltage supply / at AC / acc. to UL 489 and CSA C22.2 No. 5-02</b>	240
<b>Operating voltage</b>	
<ul style="list-style-type: none"> <li>• minimum</li> </ul>	24 V
<ul style="list-style-type: none"> <li>• at AC / acc. to UL 489 and CSA C22.2 No. 5-02 / maximum</li> </ul>	240 V
<ul style="list-style-type: none"> <li>• at DC / 1-channel / acc. to UL 489 and CSA C22.2 No. 5-02 / maximum</li> </ul>	60 V
<ul style="list-style-type: none"> <li>• at DC / 2-channel / acc. to UL 489 and CSA C22.2 No. 5-02 / maximum</li> </ul>	125 V
<ul style="list-style-type: none"> <li>• at DC / rated value / maximum</li> </ul>	60 V
Product details	
Product feature / Touch protection	Yes
<b>Product component</b>	
<ul style="list-style-type: none"> <li>• Tunnel terminals top</li> </ul>	No
<ul style="list-style-type: none"> <li>• Tunnel terminals bottom</li> </ul>	No
<ul style="list-style-type: none"> <li>• combined terminal top</li> </ul>	Yes
<ul style="list-style-type: none"> <li>• combined terminal bottom</li> </ul>	Yes
<b>Product feature</b>	
<ul style="list-style-type: none"> <li>• halogen-free</li> </ul>	Yes
<ul style="list-style-type: none"> <li>• sealable</li> </ul>	Yes
<ul style="list-style-type: none"> <li>• silicon-free</li> </ul>	Yes

Product extension / can be installed / supplementary devices	Yes
<b>Product function</b>	
<b>Product function</b>	Terminal tightening torque for Cu, 60/75°C; 3.5Nm/31lb.in
<ul style="list-style-type: none"> <li>Note</li> <li>neutral conductor switching</li> </ul>	No
<b>Short circuit</b>	
Breaking capacity short-circuit current (I <sub>cn</sub> ) / at AC / acc. to UL 1077 and CSA C22.2 No.235	14 kA
<b>Number</b>	
Number of test cycles / for environmental testing / acc. to IEC 60068-2-30	6
<b>Connections</b>	
Connectable conductor cross-section / finely stranded / with core end processing	
<ul style="list-style-type: none"> <li>minimum</li> <li>maximum</li> </ul>	1.5 mm <sup>2</sup> 25 mm <sup>2</sup>
Position / of power supply cord	Any
<b>Mechanical Design</b>	
Height	90 mm
Width	36 mm
Depth	70 mm
Mounting position	any
Installation depth	70 mm
Number of width units	2
Mounting type	on standard mounting rail
<b>Environmental conditions</b>	
Degree of pollution	3
Influence of the surrounding temperature	max. 95% humidity
Vibration resistance	50 m/s <sup>2</sup> at 25 to 150Hz and 60m/s <sup>2</sup> at 35Hz (4sec)
Vibration resistance / acc. to IEC 60068-2-6	50 m/s <sup>2</sup> at 25 to 150Hz and 60m/s <sup>2</sup> at 35Hz (4sec)
<b>Ambient temperature</b>	
<ul style="list-style-type: none"> <li>minimum</li> <li>maximum</li> <li>during storage / minimum</li> <li>during storage / maximum</li> </ul>	-25 °C 55 °C -40 °C 75 °C
<b>Certificates</b>	
<b>Equipment marking</b>	
<ul style="list-style-type: none"> <li>acc. to DIN EN 61346-2</li> <li>acc. to DIN EN 81346-2</li> </ul>	F F

General Product Approval			Declaration of Conformity	Test Certificates	
 CCC	 UL	 VDE	 EG-Konf.	<a href="#">sonstig</a>	<a href="#">spezielle Prüfbescheinigungen</a>

#### Further information

**Information- and Downloadcenter (Catalogs, Brochures,...)**

<http://www.siemens.com/lowvoltage/catalogs>

**Industry Mall (Online ordering system)**

<https://mall.industry.siemens.com/mall/en/en/Catalog/product?mlfb=5SJ4204-7HG41>

**Service&Support (Manuals, Certificates, Characteristics, FAQs,...)**

<http://support.automation.siemens.com/WW/view/en/5SJ4204-7HG41/all>

**Image database (product images, 2D dimension drawings, 3D models, device circuit diagrams, ...)**

[http://www.automation.siemens.com/bilddb/cax\\_en.aspx?mlfb=5SJ4204-7HG41](http://www.automation.siemens.com/bilddb/cax_en.aspx?mlfb=5SJ4204-7HG41)

**CAX-Online-Generator**

<http://www.siemens.com/cax>

**Tender specifications**

<http://www.siemens.com/specifications>

