

AUX.SWITCH BLOCK,FRONT,1NO+1NC, CURR.PATH:1NO, 1NC,  
CONN.F.BE., F. CONT. RELAYS A. MOTOR CONT., 3RT2 SCREW  
TERMINAL 73 / 74, 81 / 82



General technical data	
product brandname	SIRIUS
Suitability for use	Contact relay and power contactor
Protection class IP on the front	IP20
Ambient temperature	
<ul style="list-style-type: none"> <li>during storage</li> <li>during operation</li> </ul>	-55 ... +80 °C -25 ... +60 °C
Mechanical service life (switching cycles) typical	10 000 000
Electrical endurance (switching cycles) at AC-15 at 230 V typical	200 000
Contact reliability	one incorrect switching operation of 100 million switching operations (17 V, 1 mA)
Contact reliability of auxiliary contacts	1 faulty switching per 100 million (17 V, 1 mA)
Insulation voltage with degree of pollution 3 rated value	690 V
Surge voltage resistance rated value	6 kV
Auxiliary circuit	
Number of NC contacts for auxiliary contacts	
<ul style="list-style-type: none"> <li>instantaneous contact</li> </ul>	1

<ul style="list-style-type: none"> <li>• lagging switching</li> </ul>	0
<b>Number of NO contacts for auxiliary contacts</b>	
<ul style="list-style-type: none"> <li>• instantaneous contact</li> </ul>	1
<ul style="list-style-type: none"> <li>• leading contact</li> </ul>	0
<b>Operating current of auxiliary contacts at AC-12</b>	
<ul style="list-style-type: none"> <li>• at 24 V</li> </ul>	10 A
<ul style="list-style-type: none"> <li>• at 230 V</li> </ul>	10 A
<ul style="list-style-type: none"> <li>• maximum</li> </ul>	10 A
<b>Operating current</b>	
<ul style="list-style-type: none"> <li>• of auxiliary contacts <ul style="list-style-type: none"> <li>— at AC-14 <ul style="list-style-type: none"> <li>— at 125 V</li> <li>— at 250 V</li> </ul> </li> <li>— at AC-15 <ul style="list-style-type: none"> <li>— at 24 V</li> <li>— at 230 V</li> <li>— at 400 V</li> </ul> </li> </ul> </li> <li>• at AC-15 at 690 V rated value</li> </ul>	6 A 6 A 6 A 6 A 3 A 1 A
<b>Operating current</b>	
<ul style="list-style-type: none"> <li>• with 2 current paths in series at DC-12 <ul style="list-style-type: none"> <li>— at 24 V rated value</li> <li>— at 60 V rated value</li> <li>— at 110 V rated value</li> <li>— at 220 V rated value</li> <li>— at 440 V rated value</li> <li>— at 600 V rated value</li> </ul> </li> <li>• with 3 current paths in series at DC-12 <ul style="list-style-type: none"> <li>— at 24 V rated value</li> <li>— at 60 V rated value</li> <li>— at 110 V rated value</li> <li>— at 220 V rated value</li> <li>— at 440 V rated value</li> <li>— at 600 V rated value</li> </ul> </li> </ul>	10 A 10 A 4 A 2 A 1.3 A 0.65 A 10 A 10 A 10 A 3.6 A 2.5 A 1.8 A
<b>Operating current</b>	
<ul style="list-style-type: none"> <li>• of auxiliary contacts at DC-13 <ul style="list-style-type: none"> <li>— at 24 V</li> <li>— at 60 V</li> <li>— at 110 V</li> <li>— at 220 V</li> </ul> </li> <li>• with 2 current paths in series at DC-13 <ul style="list-style-type: none"> <li>— at 24 V rated value</li> </ul> </li> </ul>	6 A 2 A 1 A 0.3 A 10 A

— at 60 V rated value	3.5 A
— at 110 V rated value	1.3 A
— at 220 V rated value	0.9 A
— at 440 V rated value	0.2 A
— at 600 V rated value	0.1 A
• with 3 current paths in series at DC-13	
— at 24 V rated value	10 A
— at 60 V rated value	4.7 A
— at 110 V rated value	3 A
— at 220 V rated value	1.2 A
— at 440 V rated value	0.5 A
— at 600 V rated value	0.26 A

#### Installation/ mounting/ dimensions

<b>Mounting type</b>	snap-on mounting
<b>Width</b>	36 mm
<b>Height</b>	37.5 mm
<b>Depth</b>	43.7 mm

#### Connections/Terminals






<b>Type of electrical connection for auxiliary and control current circuit</b>	screw-type terminals
<b>Type of connectable conductor cross-sections</b>	
<ul style="list-style-type: none"> <li>• for auxiliary contacts <ul style="list-style-type: none"> <li>— finely stranded</li> <li>— with core end processing</li> </ul> </li> <li>• at AWG conductors for auxiliary contacts</li> </ul>	<p>2x (0.5 ... 1.5 mm<sup>2</sup>), 2x (0.75 ... 2.5 mm<sup>2</sup>)</p> <p>2x (20 ... 16), 2x (18 ... 14)</p>

#### Safety related data

<b>Product function Mirror contact acc. to IEC 60947-4-1</b>	Yes
<ul style="list-style-type: none"> <li>• Note</li> </ul>	with 3RT2
<b>Product function positively driven operation acc. to IEC 60947-5-1</b>	Yes
<ul style="list-style-type: none"> <li>• Note</li> </ul>	with 3RH2

#### Certificates/approvals

General Product Approval				Declaration of Conformity	Test Certificates
 CCC	 CSA	 UL		 EG-Konf.	<a href="#">spezielle Prüfbescheinigungen</a>

Test Certificates	Shipping Approval				
<a href="#">Typprüfbescheinigung/Werkszeugnis</a>	 ABS	 BUREAU VERITAS	 GL	 LRS	 PRS

Shipping Approval	other		
 RINA	 RMRS	<a href="#">Umweltbestätigung</a>	<a href="#">Bestätigungen</a>
			 VDE

#### Further information

##### Information- and Downloadcenter (Catalogs, Brochures,...)

<http://www.siemens.com/industrial-controls/catalogs>

##### Industry Mall (Online ordering system)

<https://mall.industry.siemens.com/mall/en/en/Catalog/product?mlfb=3RH2911-1MA11>

##### Cax online generator

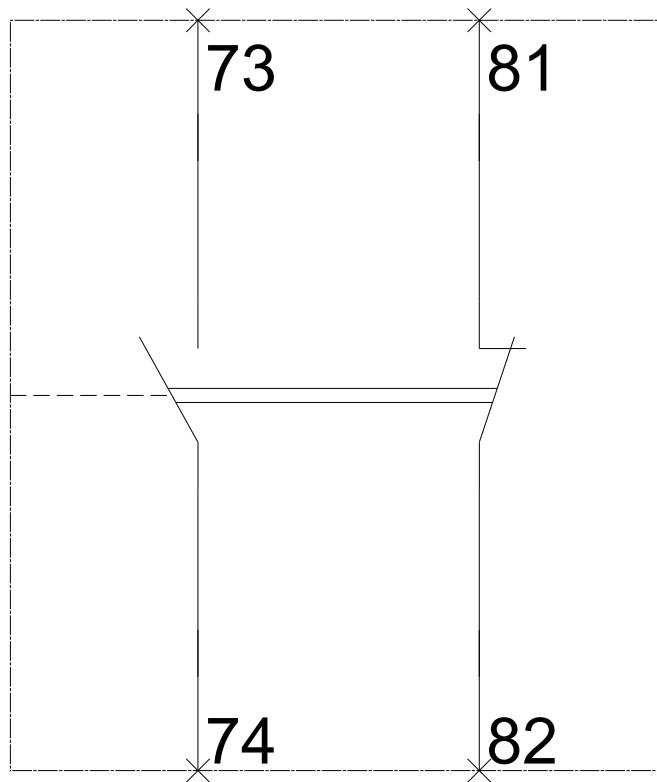
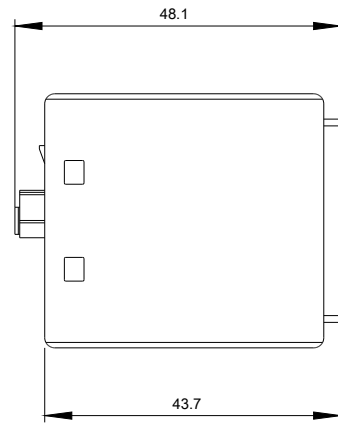
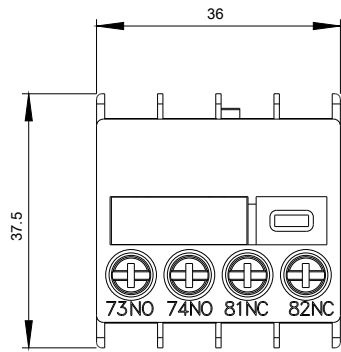
<http://support.automation.siemens.com/WW/CAXorder/default.aspx?lang=en&mlfb=3RH2911-1MA11>

##### Service&Support (Manuals, Certificates, Characteristics, FAQs,...)

<https://support.industry.siemens.com/cs/ww/en/ps/3RH2911-1MA11>

##### Image database (product images, 2D dimension drawings, 3D models, device circuit diagrams, EPLAN macros, ...)

[http://www.automation.siemens.com/bilddb/cax\\_de.aspx?mlfb=3RH2911-1MA11&lang=en](http://www.automation.siemens.com/bilddb/cax_de.aspx?mlfb=3RH2911-1MA11&lang=en)



last modified:

02/10/2017