

SAFETY SWITCH WITH UNLOCKING BUTTON CABLE ENTRY
M20X1,5 IP65,2NO+2NC WITH CAP



Product designation	safety foot switch
General technical data	
Protection class IP	IP65
Equipment marking	
• acc. to DIN EN 61346-2	S
• acc. to DIN EN 81346-2	S
Number of switching steps	2
Number of the actuation pedals	1
Minimum actuating force in activation direction	240 N
Enclosure	
Material of the enclosure	metal
Color	
• of the enclosure	black
• of top part of the enclosure	grey
Safety related data	
Proportion of dangerous failures	
• with low demand rate acc. to SN 31920	50 %
• with high demand rate acc. to SN 31920	50 %

T1 value for proof test interval or service life acc. to IEC 61508	20 y
--	------

Mechanical data

Cable entry type	M20 x 1.5
------------------	-----------







Ambient conditions



Ambient temperature	-25 ... +80 °C
• during operation	

Installation/ mounting/ dimensions

Mounting type	screw fixing
Height	264 mm
Width	156 mm
Depth	140 mm

Certificates/approvals

General Product Approval	Declaration of Conformity	Shipping Approval
 CCC	 EG-Konf.	 ABS
 CSA		 LRS

Shipping Approval	other
 PRS	 RINA
	sonstig
	Bestätigungen

Further information

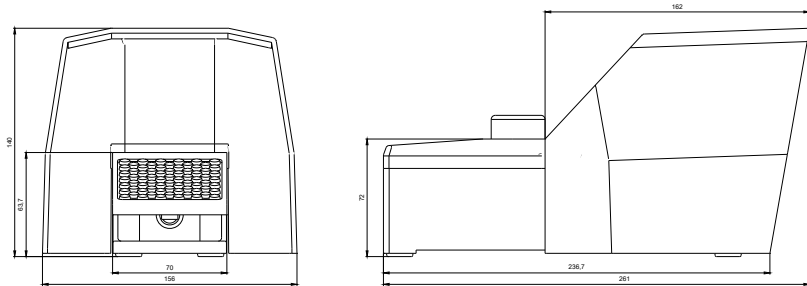
Information- and Downloadcenter (Catalogs, Brochures,...)
<http://www.siemens.com/industrial-controls/catalogs>

Industry Mall (Online ordering system)
<https://mall.industry.siemens.com/mall/en/en/Catalog/product?mlfb=3SE2924-3AA20>

Cax online generator
<http://support.automation.siemens.com/WW/CAXorder/default.aspx?lang=en&mlfb=3SE2924-3AA20>

Service&Support (Manuals, Certificates, Characteristics, FAQs,...)
<https://support.industry.siemens.com/cs/ww/en/ps/3SE2924-3AA20>

Image database (product images, 2D dimension drawings, 3D models, device circuit diagrams, EPLAN macros, ...)
http://www.automation.siemens.com/bilddb/cax_de.aspx?mlfb=3SE2924-3AA20&lang=en



last modified:

09/15/2016