

TIME RELAY, MULTI-FUNCTION 2 CHANGEOVER, 16 FUNCTIONS, 15 TIME SETTING RANGES AC/DC 24... 240 V, WITH LED, SCREW CONNECTION



General technical data:		
product brand name		SIRIUS
Product designation		timing relay
Mounting position		any
Product function non-volatile		No
Product component		
• Relay output		Yes
• semi-conductor output		No
Installation altitude at height above sea level maximum	m	2 000
Ambient temperature		
• during operation	°C	-25 ... +60
• during storage	°C	-40 ... +85
• during transport	°C	-40 ... +85
Relative humidity during operation	%	10 ... 95
EMC emitted interference acc. to IEC 61812-1		EN 61000-6-4(3)
EMI immunity acc. to IEC 61812-1		EN 61000-6-2
Conducted interference due to burst acc. to IEC 61000-4-4		2 kV network connection / 1 kV control connection

Conducted interference due to conductor-earth surge acc. to IEC 61000-4-5		2 kV
Conducted interference due to conductor-conductor surge acc. to IEC 61000-4-5		1 kV
Electrostatic discharge acc. to IEC 61000-4-2		4 kV contact discharge / 8 kV air discharge
Field-bound parasitic coupling acc. to IEC 61000-4-3		10 V/m
Surge voltage resistance rated value	V	4 000
Power loss [W] total typical	W	2
Equipment marking acc. to DIN 40719 extended according to IEC 204-2 acc. to IEC 750		K
Equipment marking acc. to DIN EN 81346-2		K
Category acc. to EN 954-1		none
Protection against electrical shock		finger-safe
Protection class IP		IP20
Mechanical service life (switching cycles) typical		10 000 000
Electrical endurance (switching cycles) at AC-15 at 230 V typical		100 000
Operating frequency with 3RT2 contactor maximum	1/h	5 000
Vibration resistance acc. to IEC 60068-2-6		10 ... 55 Hz / 0.35 mm
Shock resistance acc. to IEC 60068-2-27		11g / 15 ms
Relative repeat accuracy	%	1
Recovery time	ms	150
Minimum ON period	ms	35
Degree of pollution		3
Insulation voltage for overvoltage category III according to IEC 60664 with degree of pollution 3 rated value	V	300
Relative setting accuracy relating to full-scale value	%	5

#### Switching Function:

##### Switching function

• ON-delay	Yes
• ON-delay/instantaneous contact	Yes
• passing make contact	Yes
• passing make contact/instantaneous contact	Yes
• OFF delay	No
• flashing asymmetrically starting with interval	No
• flashing asymmetrically starting with pulse	No
• flashing symmetrically starting with pulse	No
• flashing symmetrically starting with pulse/instantaneous	No
• flashing symmetrically starting with interval	Yes
• flashing symmetrically starting with interval/instantaneous	Yes
• star-delta circuit	Yes

<ul style="list-style-type: none"> <li>• star-delta circuit with delay time</li> </ul>		No
<b>Switching function with control signal</b>		
<ul style="list-style-type: none"> <li>• additive ON delay</li> </ul>		Yes
<ul style="list-style-type: none"> <li>• passing break contact</li> </ul>		Yes
<ul style="list-style-type: none"> <li>• OFF delay</li> </ul>		Yes
<ul style="list-style-type: none"> <li>• pulse-shaping</li> </ul>		Yes
<ul style="list-style-type: none"> <li>• OFF delay/instantaneous</li> </ul>		Yes
<ul style="list-style-type: none"> <li>• ON-delay/OFF-delay/instantaneous</li> </ul>		Yes
<ul style="list-style-type: none"> <li>• passing break contact/instantaneous</li> </ul>		Yes
<ul style="list-style-type: none"> <li>• additive ON delay/instantaneous</li> </ul>		Yes
<ul style="list-style-type: none"> <li>• ON-delay/OFF-delay</li> </ul>		Yes
<ul style="list-style-type: none"> <li>• passing make contact</li> </ul>		No
<ul style="list-style-type: none"> <li>• passing make contact/instantaneous contact</li> </ul>		No
<ul style="list-style-type: none"> <li>• pulse delayed</li> </ul>		No
<ul style="list-style-type: none"> <li>• pulse delayed/instantaneous</li> </ul>		No
<ul style="list-style-type: none"> <li>• pulse-shaping/instantaneous</li> </ul>		Yes
<b>Switching function of interval relay with control signal</b>		
<ul style="list-style-type: none"> <li>• retrotriggerable with deactivated control signal/instantaneous contact</li> </ul>		No
<ul style="list-style-type: none"> <li>• retrotriggerable with activated control signal</li> </ul>		No
<ul style="list-style-type: none"> <li>• retrotriggerable with activated control signal/instantaneous contact</li> </ul>		No
<ul style="list-style-type: none"> <li>• retriggerable with deactivated control signal</li> </ul>		No
<b>Design of the control terminal non-floating</b>		Yes

Control circuit/ Control:		
<b>Adjustable time</b>	s	0.05 ... 360 000
<b>Type of voltage of the control supply voltage</b>		AC/DC
<b>Control supply voltage frequency 1</b>	Hz	50 ... 60
<b>Control supply voltage 1</b>		
<ul style="list-style-type: none"> <li>• at AC <ul style="list-style-type: none"> <li>— at 50 Hz</li> <li>— at 60 Hz</li> </ul> </li> <li>• at DC</li> </ul>	V	24 ... 240
	V	24 ... 240
	V	24 ... 240
<b>Operating range factor control supply voltage rated value</b>		
<ul style="list-style-type: none"> <li>• at AC <ul style="list-style-type: none"> <li>— at 50 Hz</li> <li>— at 60 Hz</li> </ul> </li> <li>• at DC</li> </ul>		0.8 ... 1.1
		0.8 ... 1.1
		0.7 ... 1.1

Auxiliary circuit:		
<b>Contact reliability of auxiliary contacts</b>		one incorrect switching operation of 100 million switching operations (17 V, 5 mA)

<b>Material of switching contacts</b>		AgSnO2
<b>Operating current of auxiliary contacts</b>		
<ul style="list-style-type: none"> <li>• at AC-15 <ul style="list-style-type: none"> <li>— at 24 V</li> <li>— at 250 V</li> </ul> </li> <li>• at DC-13 <ul style="list-style-type: none"> <li>— at 24 V</li> <li>— at 125 V</li> <li>— at 250 V</li> </ul> </li> </ul>	A A A A A	3 3 1 0.2 0.1
<b>Design of the fuse link for short-circuit protection of the auxiliary switch required</b>		fuse gL/gG: 4 A
<b>Thermal current</b>	A	5
<b>Number of NC contacts</b>		
<ul style="list-style-type: none"> <li>• delayed switching</li> <li>• instantaneous contact</li> </ul>		0 0
<b>Number of NO contacts</b>		
<ul style="list-style-type: none"> <li>• delayed switching</li> <li>• instantaneous contact</li> </ul>		0 0
<b>Number of CO contacts</b>		
<ul style="list-style-type: none"> <li>• delayed switching</li> <li>• instantaneous contact</li> </ul>		2 0

Installation/ mounting/ dimensions:		
<b>Mounting type</b>		screw and snap-on mounting onto 35 mm standard mounting rail
<b>Width</b>	mm	22.5
<b>Height</b>	mm	102
<b>Depth</b>	mm	91
<b>Required spacing with side-by-side mounting</b>		
<ul style="list-style-type: none"> <li>• upwards</li> <li>• forwards</li> <li>• at the side</li> <li>• Backwards</li> <li>• downwards</li> </ul>	mm mm mm mm mm	0 0 0 0 0
<b>Required spacing for grounded parts</b>		
<ul style="list-style-type: none"> <li>• Backwards</li> <li>• at the side</li> <li>• upwards</li> <li>• forwards</li> <li>• downwards</li> </ul>	mm mm mm mm mm	0 0 0 0 0
<b>Required spacing for live parts</b>		
<ul style="list-style-type: none"> <li>• downwards</li> <li>• Backwards</li> </ul>	mm mm	0 0






- at the side
- forwards
- upwards

mm	0
mm	0
mm	0

### Connections/ Terminals:

Type of electrical connection for auxiliary and control current circuit		screw-type terminals
Type of connectable conductor cross-sections		1x (0.5 ... 4.0 mm <sup>2</sup> ), 2x (0.5 ... 2.5 mm <sup>2</sup> )
<ul style="list-style-type: none"> <li>• solid</li> <li>• finely stranded           <ul style="list-style-type: none"> <li>— with core end processing</li> </ul> </li> <li>• at AWG conductors           <ul style="list-style-type: none"> <li>— stranded</li> <li>— solid</li> </ul> </li> </ul>		1x (0.5 ... 2.5 mm <sup>2</sup> ), 2x (0.5 ... 1.5 mm <sup>2</sup> )
		2x (20 ... 14)
		2x (20 ... 14)
Tightening torque	N·m	0.8 ... 1.2

### Certificates/ approvals:

General Product Approval			Declaration of Conformity	Test Certificates
				
CCC	CSA		UL	EG-Konf.
				<a href="#">spezielle Prüfbescheinigung</a> <a href="#">n</a>

### Shipping Approval

					
BUREAU VERITAS	DNV	GL	LRS	PRS	RINA

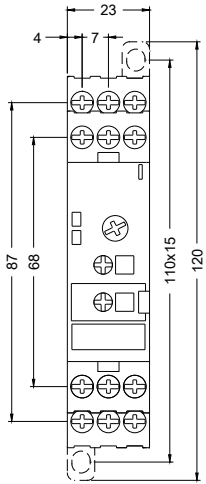
Shipping Approval	other
	<a href="#">Bestätigungen</a> <a href="#">sonstig</a> <a href="#">Umweltbestätigung</a>

### Further information

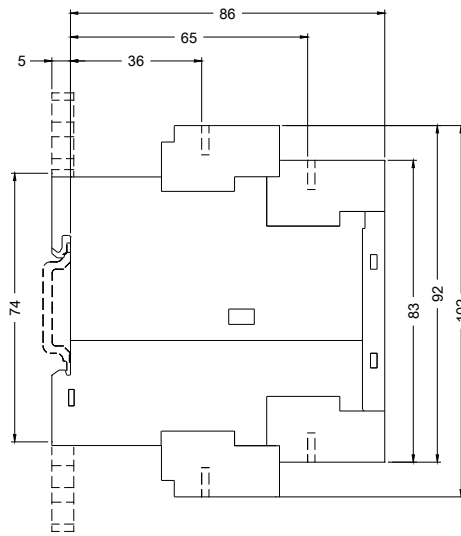
**Information- and Downloadcenter (Catalogs, Brochures,...)**  
<http://www.siemens.com/industrial-controls/catalogs>

**Industry Mall (Online ordering system)**  
<http://www.siemens.com/industrymall>

**Cax online generator**  
<http://support.automation.siemens.com/WW/CAXorder/default.aspx?lang=en&mlfb=3RP15051BW30>



last modified:



08.12.2015