

CIRCUIT BREAKER 400V 10KA, 2-POLE, C, 10A,  
D=70MM



Model		
product brand name		SENTRON
Product designation		5SY miniature circuit breaker
Design of the product		5SY miniature circuit breakers
General technical data		
Number of poles		2
Number of poles / Note		2P
Tripping characteristic class		C
circuit-breaker / Design		5SY4
Mechanical service life (switching cycles) / typical		20 000
Overvoltage category		3
Voltage		
Type of voltage		AC/DC
Insulation voltage		
<ul style="list-style-type: none"> <li>with multi-phase operation / at AC / Rated value</li> </ul>	V	440
Supply voltage		
Supply voltage / at AC / Rated value	V	400

Supply voltage frequency / Rated value	Hz	50
<b>Protection class</b>		
<b>Protection class IP</b>		IP20, with connected conductors
<b>Energy limiting class</b>		3
<b>Switching capacity</b>		
<b>Switching capacity current</b>		
• at DC / acc. to IEC 60947-2 / Rated value	kA	15
• acc. to EN 60898 / Rated value	kA	10
• acc. to IEC 60947-2 / Rated value	kA	20
<b>Dissipation</b>		
<b>Active power loss</b>		
• for rated value of the current / at AC / in hot operating state / per pole	W	1.1
<b>Electricity</b>		
rated current I <sub>n</sub> / IEC, DIN/VDE / at 40 Cel	A	9.4
Current / at AC / Rated value	A	10
<b>Product details</b>		
Product feature / Touch protection		Yes
<b>Product component</b>		
• combined terminal top		Yes
• combined terminal bottom		Yes
<b>Product property</b>		
• Properties for main switches in accordance with EN 60204-1		Yes
• halogen-free		Yes
• sealable		Yes
• silicon-free		Yes
Product expansion / can be installed / supplementary devices		Yes
<b>Product function</b>		
Product function / neutral conductor switching		No
<b>Short circuit</b>		
<b>Breaking capacity short-circuit current (I<sub>cn</sub>)</b>		
• at AC / acc. to UL 1077 and CSA C22.2 No.235	kA	5
• at DC / acc. to EN 60898-2	kA	10
<b>Number</b>		
<b>Number of test cycles / for environmental testing / acc. to IEC 60068-2-30</b>		6
<b>Connections</b>		

<b>Connectable conductor cross-section / stranded</b>		
• minimum	mm <sup>2</sup>	0.75
• maximum	mm <sup>2</sup>	35
<b>Connectable conductor cross-section</b>		
• solid		
— minimum	mm <sup>2</sup>	0.75
— maximum	mm <sup>2</sup>	35
• finely stranded / with core end processing		
— minimum	mm <sup>2</sup>	0.75
— maximum	mm <sup>2</sup>	25
<b>AWG number / as coded connectable conductor cross section</b>		
• minimum		14
• maximum		4
<b>Tightening torque [lbf·in] / with screw-type terminals</b>		
• minimum	lbf·in	22
• maximum	lbf·in	26
<b>Tightening torque / with screw-type terminals</b>		
• minimum	N·m	2.5
• maximum	N·m	3
Position / of power supply cord		Any

#### Mechanical Design

<b>Height</b>	mm	90
<b>Width</b>	mm	36
<b>Depth</b>	mm	76
<b>mounting position</b>		any
<b>Installation depth</b>	mm	70
<b>Number of width units</b>		2
<b>Mounting type</b>		Quick assembly system
<b>Net weight</b>	g	323






#### Environmental conditions

<b>Influence of the surrounding temperature</b>		Max. 95% humidity
Shock resistance / acc. to IEC 60068-2-27		150m/s <sup>2</sup> at 11ms half-sine
Vibration resistance / acc. to IEC 60068-2-6		50m/s <sup>2</sup> at 25 to 150Hz and 60m/s <sup>2</sup> at 35Hz (4sec)
<b>Ambient temperature</b>		
• minimum	°C	-25
• maximum	°C	55
• during storage / minimum	°C	-40
• during storage / maximum	°C	75

#### Certificates

Equipment marking / acc. to DIN EN 61346-2		F
--	--	---

General Product Approval				Declaration of Conformity	Test Certificates
					<a href="#">spezielle Prüfbescheinigungen</a>
IMQ	UL	VDE		EG-Konf.	<a href="#">n</a>

Test Certificates	Shipping Approval				
<a href="#">sonstig</a>					
	BUREAU VERITAS	DNV	GL	LRS	RINA

#### Further information

**Information- and Downloadcenter (Catalogs, Brochures,...)**

<http://www.siemens.com/lowvoltage/catalogs>

**Industry Mall (Online ordering system)**

<https://eb.automation.siemens.com/mall/en/WW/Catalog/Product/5SY42107>

**Service&Support (Manuals, Certificates, Characteristics, FAQs,...)**

<http://support.automation.siemens.com/WW/view/en/5SY42107/all>

**Image database (product images, 2D dimension drawings, 3D models, device circuit diagrams, ...)**

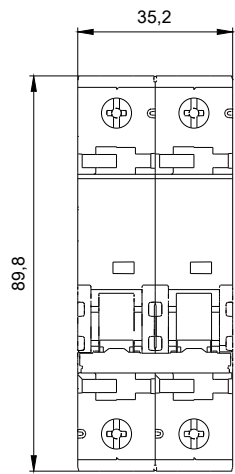
[http://www.automation.siemens.com/bilddb/cax\\_en.aspx?mfb=5SY42107](http://www.automation.siemens.com/bilddb/cax_en.aspx?mfb=5SY42107)

**CAX-Online-Generator**

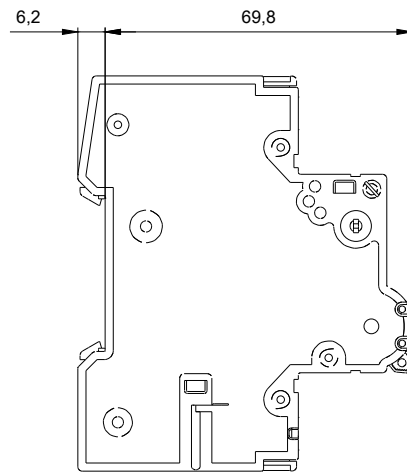
<http://www.siemens.com/cax>

**Tender specifications**

<http://ausschreibungstexte.siemens.com/tiplv>



last modified:



23.10.2015