

CONTACTOR RELAY LATCHED, 2NO+2NC, DC 220V, SIZE S00,  
SCREW TERMINAL



product brand name	SIRIUS
Product designation	contactor relay
<b>General technical data:</b>	
<b>Insulation voltage</b>	
• with degree of pollution 3 Rated value	690 V
<b>Degree of pollution</b>	3
<b>Surge voltage resistance Rated value</b>	6 kV
<b>Mechanical service life (switching cycles)</b>	
• of the contactor typical	5 000 000
• of the contactor with added electronics-compatible auxiliary switch block typical	5 000 000
• of the contactor with added auxiliary switch block typical	5 000 000
<b>Protection class IP</b>	
• on the front	IP20
<b>Equipment marking</b>	
• acc. to DIN EN 61346-2	K
• acc. to DIN EN 81346-2	K
<b>Main circuit:</b>	
<b>No-load switching frequency</b>	
• with AC	10 000 1/h
• for DC	10 000 1/h
<b>Control circuit/ Control:</b>	
<b>Type of voltage of the control supply voltage</b>	DC

<b>Control supply voltage for DC</b>	
<ul style="list-style-type: none"> <li>• Rated value</li> </ul>	220 V
<b>Operating range factor control supply voltage rated value of the magnet coil for DC</b>	0.8 ... 1.1
<b>Closing power of the magnet coil for DC</b>	4 W
<b>Holding power of the magnet coil for DC</b>	4 W

#### Auxiliary circuit:

<b>Number of NC contacts</b>	
<ul style="list-style-type: none"> <li>• for auxiliary contacts</li> </ul>	2
<ul style="list-style-type: none"> <li>— instantaneous contact</li> </ul>	2
<b>Number of NO contacts</b>	
<ul style="list-style-type: none"> <li>• for auxiliary contacts</li> </ul>	2
<ul style="list-style-type: none"> <li>— instantaneous contact</li> </ul>	2
<b>Product expansion Auxiliary switch</b>	Yes
<b>Identification number and letter for switching elements</b>	22 E
<b>Operating current at AC-15</b>	
<ul style="list-style-type: none"> <li>• at 230 V Rated value</li> </ul>	10 A
<ul style="list-style-type: none"> <li>• at 400 V Rated value</li> </ul>	3 A
<ul style="list-style-type: none"> <li>• at 690 V Rated value</li> </ul>	1 A
<b>Design of the miniature circuit breaker</b>	
<ul style="list-style-type: none"> <li>• for short-circuit protection of the auxiliary circuit up to 230 V</li> </ul>	C characteristic: 6 A; 0.4 kA
<b>Contact reliability of the auxiliary contacts</b>	1 faulty switching per 100 million (17 V, 1 mA)

#### UL/CSA ratings:

<b>Contact rating of the auxiliary contacts acc. to UL</b>	A600 / Q600
--	-------------

#### Short-circuit:

<b>Design of the fuse link</b>	
<ul style="list-style-type: none"> <li>• for short-circuit protection of the auxiliary switch required</li> </ul>	fuse gL/gG: 10 A

#### Installation/ mounting/ dimensions:

<b>mounting position</b>	+/-180° rotation possible on vertical mounting surface; can be tilted forward and backward by +/- 22.5° on vertical mounting surface
<b>Mounting type</b>	screw and snap-on mounting onto 35 mm standard mounting rail
<b>Height</b>	57.5 mm
<b>Width</b>	90 mm
<b>Depth</b>	73 mm
<b>Required spacing</b>	
<ul style="list-style-type: none"> <li>• for grounded parts <ul style="list-style-type: none"> <li>— at the side</li> </ul> </li> <li>• for live parts</li> </ul>	6 mm

— at the side

6 mm

#### Connections/ Terminals:

<b>Type of electrical connection</b> <ul style="list-style-type: none"><li>• for auxiliary and control current circuit</li></ul>	screw-type terminals
<b>Type of connectable conductor cross-section</b> <ul style="list-style-type: none"><li>• for auxiliary contacts<ul style="list-style-type: none"><li>— single or multi-stranded</li><li>— finely stranded with core end processing</li></ul></li><li>• for AWG conductors for auxiliary contacts</li></ul>	2x (0,5 ... 1,5 mm <sup>2</sup> ), 2x (0,75 ... 2,5 mm <sup>2</sup> ), 2x 4 mm <sup>2</sup> 2x (0.5 ... 1.5 mm <sup>2</sup> ), 2x (0.75 ... 2.5 mm <sup>2</sup> ) 2x (20 ... 16), 2x (18 ... 14), 2x 12

#### Safety related data:

<b>B10 value with high demand rate acc. to SN 31920</b>	1 000 000; With 0.3 x I <sub>e</sub>
<b>Proportion of dangerous failures</b> <ul style="list-style-type: none"><li>• with low demand rate acc. to SN 31920</li><li>• with high demand rate acc. to SN 31920</li></ul>	40 % 73 %
<b>Product function</b> <ul style="list-style-type: none"><li>• positively driven operation acc. to IEC 60947-5-1</li></ul>	Yes
<b>T1 value for proof test interval or service life acc. to IEC 61508</b>	20 y
<b>Protection against electrical shock</b>	finger-safe

#### Mechanical data:

<b>Size of contactor</b>	S00
--------------------------	-----

#### Ambient conditions:

<b>Installation altitude at height above sea level maximum</b>	2 000 m
<b>Ambient temperature</b> <ul style="list-style-type: none"><li>• during operation</li><li>• during storage</li></ul>	-25 ... +60 °C -55 ... +80 °C

#### Certificates/ approvals:

General Product Approval	Functional Safety/Safety of Machinery	Declaration of Conformity
--------------------------	---------------------------------------	---------------------------



[Type Examination](#)



Test Certificates	Shipping Approval
-------------------	-------------------

[Special Test Certificate](#)

[Type Test Certificates/Test Report](#)



Shipping Approval	other
-------------------	-------



[Environmental Confirmations](#)



Further information

**Information- and Downloadcenter (Catalogs, Brochures,...)**

<http://www.siemens.com/industrial-controls/catalogs>

**Industry Mall (Online ordering system)**

<http://www.siemens.com/industrymall>

**Cax online generator**

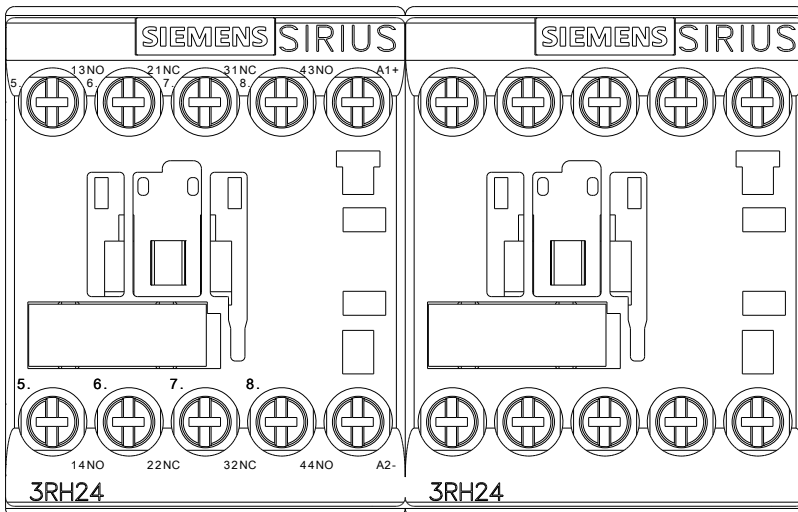
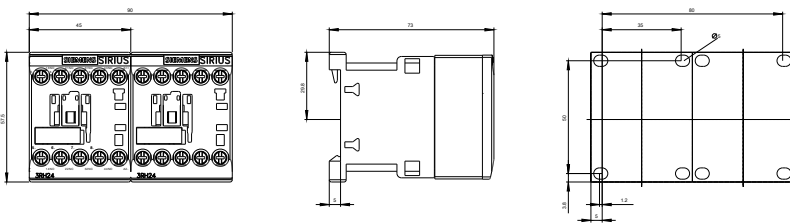
<http://support.automation.siemens.com/WW/CAXorder/default.aspx?lang=en&mfb=3RH24221BM40>

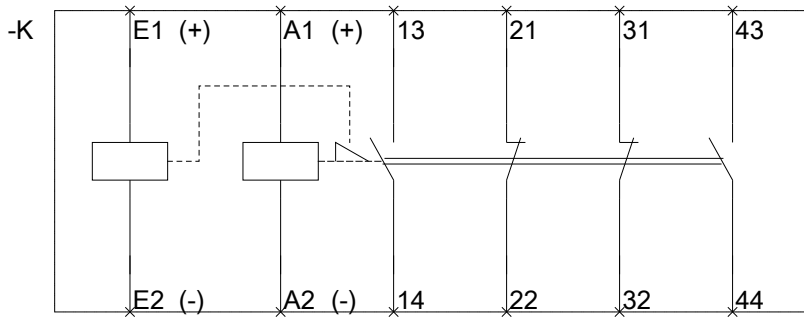
**Service&Support (Manuals, Certificates, Characteristics, FAQs,...)**

<https://support.industry.siemens.com/cs/ww/en/ps/3RH24221BM40>

**Image database (product images, 2D dimension drawings, 3D models, device circuit diagrams, EPLAN macros, ...)**

[http://www.automation.siemens.com/bilddb/cax\\_de.aspx?mfb=3RH24221BM40&lang=en](http://www.automation.siemens.com/bilddb/cax_de.aspx?mfb=3RH24221BM40&lang=en)





last modified:

14.05.2015