



CIRCUIT-BREAKER SZ S0,
FOR MOTOR PROTECTION, CLASS 10,
A-RELEASE 13...20A, N-RELEASE 260A,
SPRING-L. CONNECTION,
STANDARD SW. CAPACITY,

General technical data:		
product brand name		SIRIUS
Product designation		3RV2 circuit breaker
Size of the circuit-breaker		S0
Size of contactor / can be combined / company-specific		S00
Number of poles / for main current circuit		3
Product function <ul style="list-style-type: none"> • Short circuit protection • overload protection • Phase failure detection • System protection • motor protection • motor protection with overload relay function • starter protection • Transformer protection • Disconnecter functionality • Main switches with supply disconnect function and EM-STOP switches 		Yes Yes Yes Yes Yes No No No Yes No
Design of the operating mechanism		selector switch
Product component <ul style="list-style-type: none"> • Auxiliary switch 		No

• undervoltage release		No
• Trip indicator		No
Product expansion		
• Auxiliary switch		Yes
• optional / motor drive		No
Insulation voltage / with degree of pollution 3 / Rated value	V	690
Surge voltage resistance / Rated value	kV	6
Protection class IP		
• of the terminal		IP20
• on the front		IP20
Protection against electrical shock		finger-safe
Installation altitude / at height above sea level / maximum	m	2,000
Relative humidity		
• during operation	%	10 ... 95
Ambient temperature		
• during transport	°C	-50 ... +80
• during storage	°C	-50 ... +80
• during operation	°C	-20 ... +60
Shock resistance / acc. to IEC 60068-2-27		25g / 11 ms
Usage category		
• acc. to IEC 60947-4-1		AC-3
Active power loss / total / typical	W	8

Main circuit:

Operating current / Rated value	A	20
Operating voltage / Rated value	V	690
Type of voltage / for main current circuit		AC/DC
Operating frequency		
• Rated value	Hz	50 ... 60
Operating current / at AC-3 / at 400 V / Rated value	A	20

Protective and monitoring functions:

Type of protection		Increased safety
Certificate of suitability / ATEX		Yes
Design of the overload circuit breaker		thermal
Adjustable response value current / of the current-dependent overload release	A	13 ... 20
Trip class		CLASS 10
Design of the short-circuit trip		magnetic

Response value current / of the instantaneous short-circuit release	A	260
Operational short-circuit current breaking capacity (Ics) / with AC		
• at 240 V / Rated value	kA	100
• at 400 V / Rated value	kA	25
• at 500 V / Rated value	kA	5
• at 690 V / Rated value	kA	2
Maximum short-circuit current breaking capacity (Icu)		
• with AC / at 240 V / Rated value	kA	100
• with AC / at 400 V / Rated value	kA	55
• with AC / at 500 V / Rated value	kA	10
• with AC / at 690 V / Rated value	kA	4
Design of the fuse link / for IT network / for short-circuit protection of the main circuit		
• at 400 V		gL/gG 63 A
• at 500 V		gL/gG 50 A
• at 690 V		gL/gG 50 A
Breaking capacity short-circuit current (Icn)		
• with 1 current path / for DC / at 150 V / Rated value	kA	10
• with 2 current paths in series / for DC / at 300 V / Rated value	kA	10
• with 3 current paths in series / for DC / at 450 V / Rated value	kA	10

Installation/ mounting/ dimensions:

Mounting type		screw and snap-on mounting onto 35 mm standard mounting rail according to DIN EN 60715
mounting position		any
Depth	mm	96
Height	mm	119
Width	mm	45

Connections/ terminals:

Arrangement of electrical connectors / for main current circuit		Top and bottom
Design of the electrical connection / for main current circuit		spring-loaded terminals
Type of connectable conductor cross-section		
• for main contacts		
• single or multi-stranded		2x (1 ... 10 mm ²)
• finely stranded		
• without core end processing		2x (1 ... 6 mm ²)
• with core end processing		2x (1 ... 6 mm ²)
• for AWG conductors / for main contacts		2x (18 ... 8)

UL/CSA ratings:

Operating voltage / acc. to UL 60947 / Rated value	V	600
Full-load current (FLA) / for three-phase AC motor		
• at 480 V / Rated value	A	20
• at 600 V / Rated value	A	20

Certificates/ approvals:

General Product Approval	Declaration of Conformity	Test Certificates
 CCC	 EAC	 UL
	 EG-Konf.	Special Test Certificate
		Type Test Certificates/Test Report

Shipping Approval



Shipping Approval

other



[Confirmation](#)



[other](#)

[Environmental Confirmations](#)

Further information:

Information- and Downloadcenter (Catalogs, Brochures,...)

<http://www.siemens.com/industrial-controls/catalogs>

Industry Mall (Online ordering system)

<http://www.siemens.com/industrymall>

Cax online generator

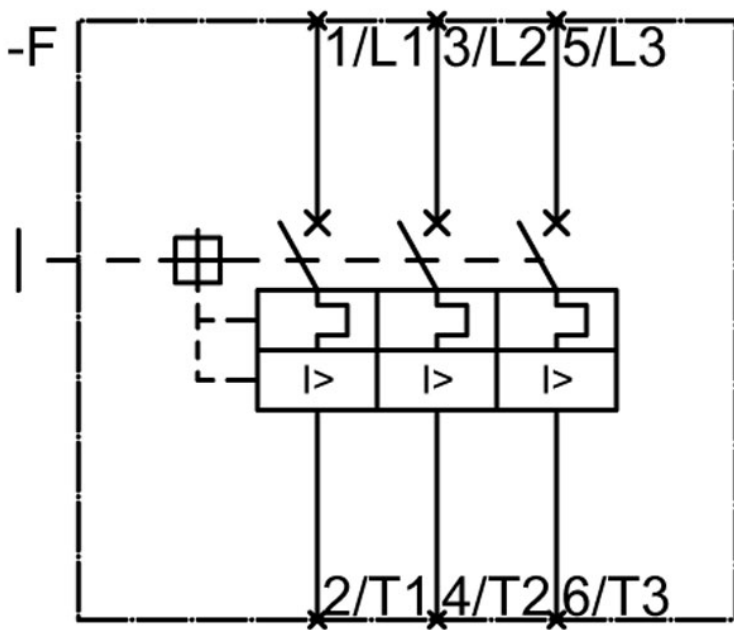
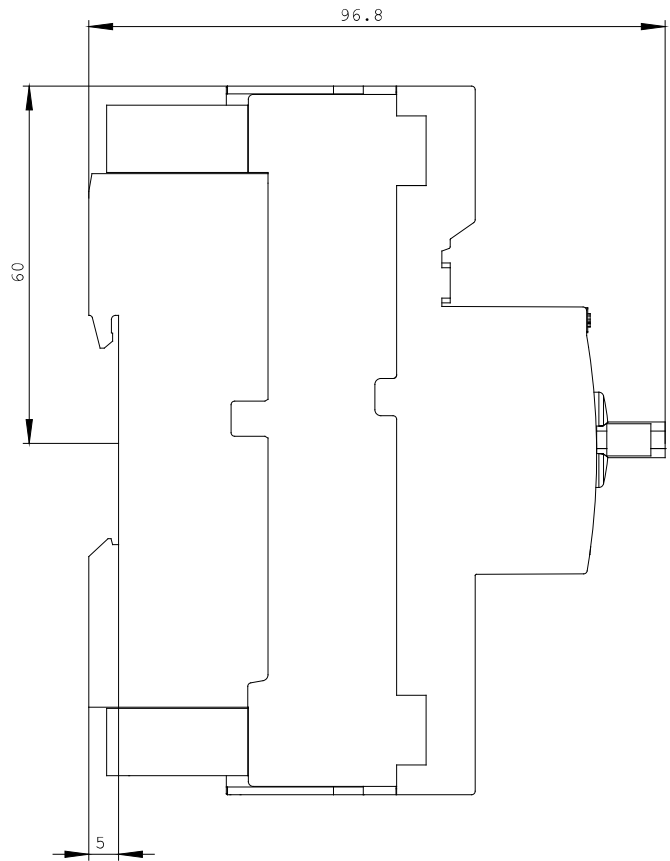
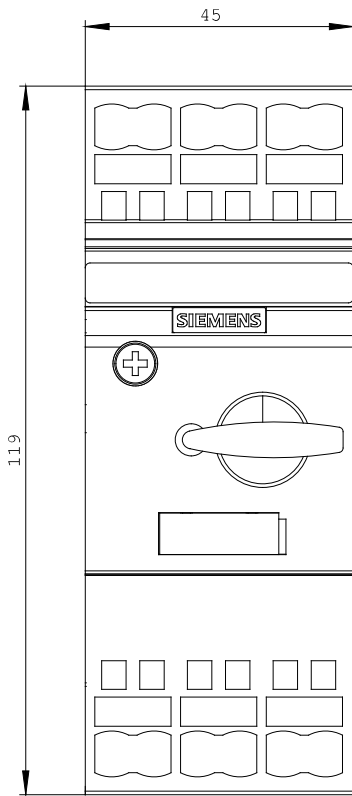
<http://www.siemens.com/cax>

Service&Support (Manuals, Certificates, Characteristics, FAQs,...)

<http://support.automation.siemens.com/WW/view/en/3RV2021-4BA20/all>

Image database (product images, 2D dimension drawings, 3D models, device circuit diagrams, ...)

http://www.automation.siemens.com/bilddb/cax_en.aspx?mlfb=3RV2021-4BA20



last change:

Dec 18, 2014