



SIRIUS SOFT STARTER, VALUES WITH 400 V,
40 DEG., STANDARD: 93A, 45KW,
INSIDE-DELTA CIRCUIT 3: 161A, 90KW,
200-460 V AC, 230 V AC,
CAGE CLAMP TERMINALS

General details:

product brand name		SIRIUS
Product feature		
<ul style="list-style-type: none"> integrated bypass contact system 		Yes
<ul style="list-style-type: none"> Thyristors 		Yes
Product function		
<ul style="list-style-type: none"> Intrinsic device protection 		Yes
<ul style="list-style-type: none"> motor overload protection 		Yes
<ul style="list-style-type: none"> Evaluation of thermistor motor protection 		Yes
<ul style="list-style-type: none"> External reset 		Yes
<ul style="list-style-type: none"> Adjustable current limitation 		Yes
<ul style="list-style-type: none"> inside-delta circuit 		Yes
Product component / Motor brake output		Yes
Reference code		
<ul style="list-style-type: none"> acc. to DIN EN 61346-2 		Q
<ul style="list-style-type: none"> acc. to DIN 40719 extended according to IEC 204-2 / acc. to IEC 750 		G

Power Electronics:

Product designation		soft starters for high feature applications
Operating current		

<ul style="list-style-type: none"> • at 40 °C / Rated value • at 50 °C / Rated value • at 60 °C / Rated value • for three-phase motors / at 3-phase root switching <ul style="list-style-type: none"> • at 40 °C / Rated value • at 50 °C / Rated value • at 60 °C / Rated value 	A	93
	A	82
	A	72
	A	161
	A	142
	A	125
Mechanical power output / for three-phase motors		
<ul style="list-style-type: none"> • at 230 V / at standard circuit / at 40 °C <ul style="list-style-type: none"> • Rated value • at 400 V / at standard circuit / at 40 °C <ul style="list-style-type: none"> • Rated value • at 230 V / at 3-phase root switching / at 40 °C <ul style="list-style-type: none"> • Rated value • at 400 V / at 3-phase root switching / at 40 °C <ul style="list-style-type: none"> • Rated value 	W	22,000
	W	45,000
	W	45,000
	W	90,000
yielded mechanical performance [hp] / for three-phase AC motor / at 200/208 V / at standard circuit / at 50 °C / Rated value	hp	25
Operating frequency		
<ul style="list-style-type: none"> • Rated value 	Hz	50 ... 60
Relative negative tolerance / of the operating frequency	%	-10
Relative positive tolerance / of the operating frequency	%	10
Operating voltage / at standard circuit / Rated value	V	200 ... 460
Relative negative tolerance / of the operating voltage / at standard circuit	%	-15
Relative positive tolerance / of the operating voltage / at standard circuit	%	10
Operating voltage / at 3-phase root switching / Rated value	V	200 ... 460
Relative negative tolerance / of the operating voltage / at 3-phase root switching	%	-15
Relative positive tolerance / of the operating voltage / at 3-phase root switching	%	10
Minimum load in % of I_M	%	8
Adjustable motor current / for motor overload protection / minimum rated value	A	18
Continuous operating current in % of I_e / at 40 °C	%	115
Active power loss / at operating current / at 40 °C / during operation / typical	W	55
Control electronics:		
Type of voltage / of the control supply voltage		AC
Control supply voltage frequency / 1 / Rated value	Hz	50

Control supply voltage frequency / 2 / Rated value	Hz	60
Relative negative tolerance / of the control supply voltage frequency	%	-10
Relative positive tolerance / of the control supply voltage frequency	%	10
Control supply voltage / 1		
• with AC / at 50 Hz	V	230
• with AC / at 60 Hz	V	230
Relative negative tolerance / of the control supply voltage / with AC / at 60 Hz	%	-15
Relative positive tolerance / of the control supply voltage / with AC / at 60 Hz	%	10
Display version / for fault signal		Display

Mechanical design:

Width	mm	170
Height	mm	192
Depth	mm	270
Mounting type		screw fixing
mounting position		bei senkrechter Montageebene +/-90° drehbar, bei senkrechter Montageebene +/- 22,5° nach vorne und hinten kippbar
Spacing required		
• with side-by-side mounting	mm	100
• with side-by-side mounting	mm	5
• with side-by-side mounting	mm	75
Installation altitude / at height above sea level	m	5,000
Cable length / maximum	m	500
Number of poles / for main current circuit		3

Electrical connections:

Design of the electrical connection		
• for main current circuit		box terminals
• for auxiliary and control current circuit		spring-loaded terminals
Number of NC contacts / for auxiliary contacts		0
Number of NO contacts / for auxiliary contacts		3
Number of CO contacts / for auxiliary contacts		1
Type of connectable conductor cross-section / for main contacts / for box terminal / using the front clamping point		
• solid		2.5 ... 16 mm ²
• finely stranded / with core end processing		2.5 ... 35 mm ²
• finely stranded / without core end processing		4 ... 50 mm ²
• stranded		4 ... 70 mm ²

Type of connectable conductor cross-section / for main contacts / for box terminal / using the back clamping point <ul style="list-style-type: none"> • solid • finely stranded / with core end processing • finely stranded / without core end processing • stranded 		2,5 ... 16 mm ² 2.5 ... 50 mm ² 10 ... 50 mm ² 10 ... 70 mm ²
Type of connectable conductor cross-section / for main contacts / for box terminal / using both clamping points <ul style="list-style-type: none"> • solid • finely stranded / with core end processing • finely stranded / without core end processing • stranded 		2x (2.5 ... 16 mm ²) 2x (2.5 ... 35 mm ²) 2x (4 ... 35 mm ²) 2x (4 ... 50 mm ²)
Type of connectable conductor cross-section / for AWG conductors / for main contacts / for box terminal <ul style="list-style-type: none"> • using the back clamping point • using the front clamping point • using both clamping points 		10 ... 2/0 10 ... 2/0 2x (10 ... 1/0)
Type of connectable conductor cross-section <ul style="list-style-type: none"> • for auxiliary contacts <ul style="list-style-type: none"> • solid • finely stranded / with core end processing • for AWG conductors / for auxiliary contacts 		2x (0.25 ... 1.5 mm ²) 2x (0.25 ... 1.5 mm ²) 2x (24 ... 16)

Ambient conditions:

Ambient temperature <ul style="list-style-type: none"> • during operation • during storage 	/ °C °C	60 -25 ... +80
Derating temperature	°C	40
Protection class IP		IP00

Certificates/approvals:

General Product Approval

EMC

**Declaration of
Conformity**



Test Certificates

[Special Test
Certificate](#)

[Type Test
Certificates/Test
Report](#)

Shipping Approval



other

[Environmental
Confirmations](#)

UL/CSA ratings

yielded mechanical performance [hp] / for three-phase AC motor

- at 220/230 V / at standard circuit
 - at 50 °C / Rated value
- at 460/480 V / at standard circuit
 - at 50 °C / Rated value
- at 200/208 V / at 3-phase root switching / at 50 °C / Rated value
- at 220/230 V / at 3-phase root switching / at 50 °C / Rated value
- at 460/480 V / at 3-phase root switching / at 50 °C / Rated value

hp	25
hp	60
hp	40
hp	50
hp	100

Contact rating / of the auxiliary contacts / acc. to UL

B300 / R300

Further information:

Information- and Downloadcenter (Catalogs, Brochures,...)

<http://www.siemens.com/industrial-controls/catalogs>

Industry Mall (Online ordering system)

<http://www.siemens.com/industrial-controls/mall>

CAX-Online-Generator

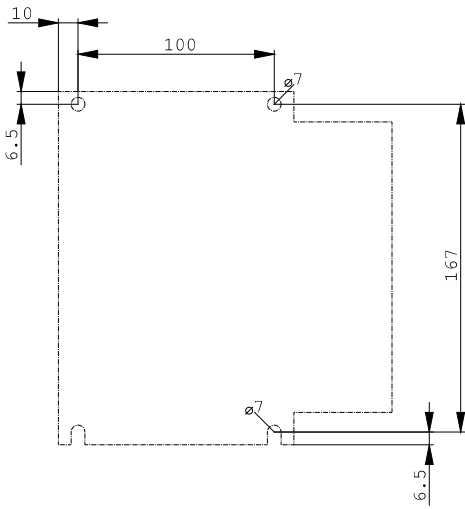
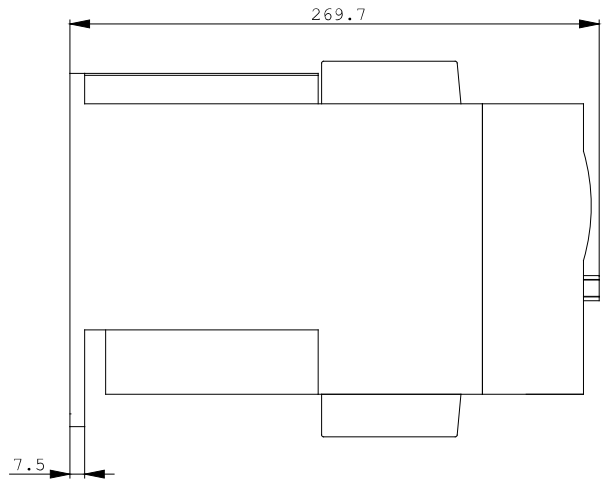
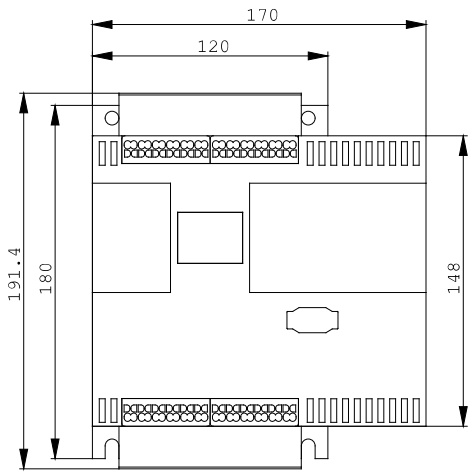
<http://www.siemens.com/cax>

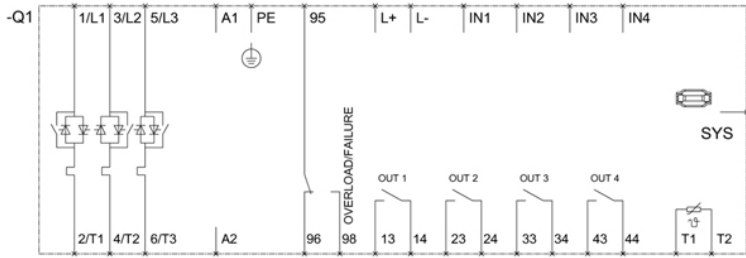
Service&Support (Manuals, Certificates, Characteristics, FAQs,...)

<http://support.automation.siemens.com/WW/view/en/3RW4427-3BC44/all>

Image database (product images, 2D dimension drawings, 3D models, device circuit diagrams, ...)

http://www.automation.siemens.com/bilddb/cax_en.aspx?mlfb=3RW4427-3BC44





last change:

Sep 29, 2014