



CIRCUIT-BREAKER SZ S0,
FOR MOTOR PROTECTION, CLASS 10,
A-RELEASE 30...36A, N-RELEASE 432A,
SCREW CONNECTION, STANDARD SW. CAPACITY,

General technical data:

product brand name	SIRIUS
Product designation	3RV2 circuit breaker
Size of the circuit-breaker	S0
Number of poles / for main current circuit	3
Product function	
• Short circuit protection	Yes
• overload protection	Yes
• Phase failure detection	Yes
• System protection	Yes
• motor protection	Yes
• motor protection with overload relay function	No
• starter protection	No
• Transformer protection	No
• Disconnecter functionality	Yes
• Main switches with supply disconnect function and EM-STOP switches	No
Design of the operating mechanism	selector switch
Product component	
• Auxiliary switch	No
• undervoltage release	No

• Trip indicator		No
Product expansion		
• Auxiliary switch		Yes
• optional / motor drive		No
Insulation voltage / with degree of pollution 3 / Rated value	V	690
Surge voltage resistance / Rated value	kV	6
Protection class IP		
• of the terminal		IP20
• on the front		IP20
Protection against electrical shock		finger-safe
Installation altitude / at height above sea level / maximum	m	2,000
Relative humidity		
• during operation	%	10 ... 95
Ambient temperature		
• during transport	°C	-50 ... +80
• during storage	°C	-50 ... +80
• during operation	°C	-20 ... +40
Shock resistance / acc. to IEC 60068-2-27		25g / 11 ms
Usage category		
• acc. to IEC 60947-4-1		AC-3
Active power loss / total / typical	W	14.5

Main circuit:

Operating voltage / Rated value	V	690
Type of voltage / for main current circuit		AC/DC
Operating frequency		
• Rated value	Hz	50 ... 60
Operating current / at AC-3 / at 400 V / Rated value	A	36

Protective and monitoring functions:

Type of protection		Increased safety
Certificate of suitability / ATEX		Yes
Design of the overload circuit breaker		thermal
Adjustable response value current / of the current-dependent overload release	A	30 ... 36
Trip class		CLASS 10
Design of the short-circuit trip		magnetic
Response value current / of the instantaneous short-circuit release	A	432
Operational short-circuit current breaking capacity (Ics) / with AC		

<ul style="list-style-type: none"> • at 240 V / Rated value • at 400 V / Rated value • at 500 V / Rated value • at 690 V / Rated value 	kA	100
	kA	10
	kA	3
	kA	2
Maximum short-circuit current breaking capacity (I_{cu})		
<ul style="list-style-type: none"> • with AC / at 240 V / Rated value • with AC / at 400 V / Rated value • with AC / at 500 V / Rated value • with AC / at 690 V / Rated value 	kA	100
	kA	20
	kA	6
	kA	3
Design of the fuse link / for IT network / for short-circuit protection of the main circuit		
<ul style="list-style-type: none"> • at 400 V • at 500 V • at 690 V 		gL/gG 63 A
		gL/gG 63 A
		gL/gG 63 A
Breaking capacity short-circuit current (I_{cn})		
<ul style="list-style-type: none"> • with 1 current path / for DC / at 150 V / Rated value • with 2 current paths in series / for DC / at 300 V / Rated value • with 3 current paths in series / for DC / at 450 V / Rated value 	kA	10
	kA	10
	kA	10

Installation/ mounting/ dimensions:

Mounting type		screw and snap-on mounting onto 35 mm standard mounting rail according to DIN EN 60715
mounting position		any
Depth	mm	96
Height	mm	97
Width	mm	45

Connections/ terminals:

Arrangement of electrical connectors / for main current circuit		Top and bottom
Design of the electrical connection / for main current circuit		screw-type terminals
Type of connectable conductor cross-section		
<ul style="list-style-type: none"> • for main contacts <ul style="list-style-type: none"> • single or multi-stranded • finely stranded <ul style="list-style-type: none"> • with core end processing • for AWG conductors / for main contacts 		2x (1 ... 2,5 mm ²), 2x (2,5 ... 10 mm ²)
		2x (1 ... 2.5 mm ²), 2x (2.5 ... 6 mm ²), 1x 10 mm ²
		2x (16 ... 12), 2x (14 ... 8)

UL/CSA ratings:

Operating voltage / acc. to UL 60947 / Rated value	V	600
Full-load current (FLA) / for three-phase AC motor		
<ul style="list-style-type: none"> • at 480 V / Rated value • at 600 V / Rated value 	A	36
	A	36

Certificates/ approvals:

General Product Approval



CCC



EG-Konf.

Declaration of Conformity

Test Certificates

[Special Test Certificate](#)

[Type Test Certificates/Test Report](#)

Shipping Approval



ABS



BUREAU
VERITAS



DNV



GL



LRS



PRS

Shipping Approval

other



RINA



RMRS

[Confirmation](#)



VDE

[other](#)

[Environmental Confirmations](#)

Further information:

Information- and Downloadcenter (Catalogs, Brochures,...)

<http://www.siemens.com/industrial-controls/catalogs>

Industry Mall (Online ordering system)

<http://www.siemens.com/industrymall>

Cax online generator

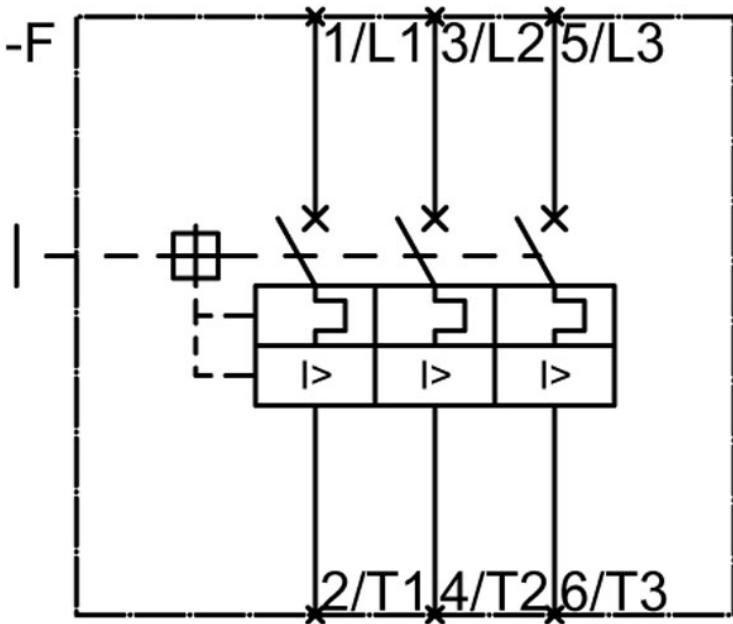
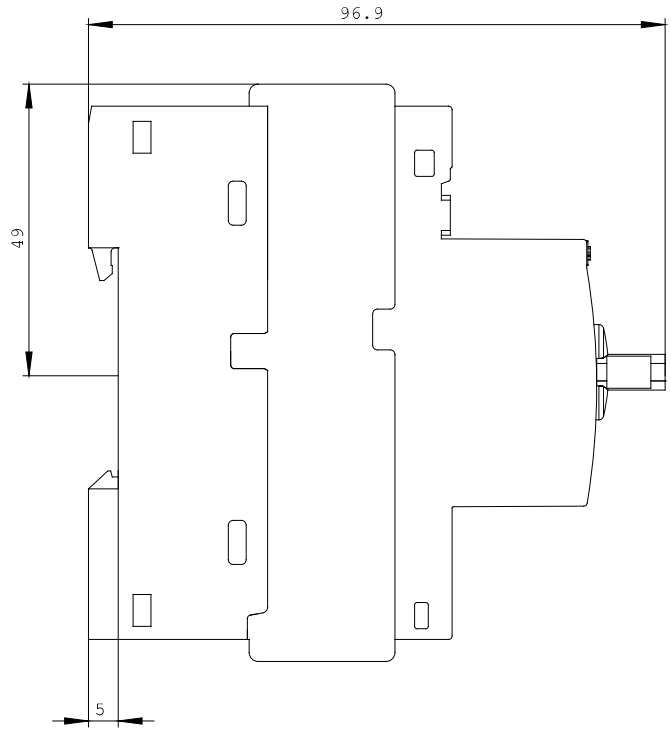
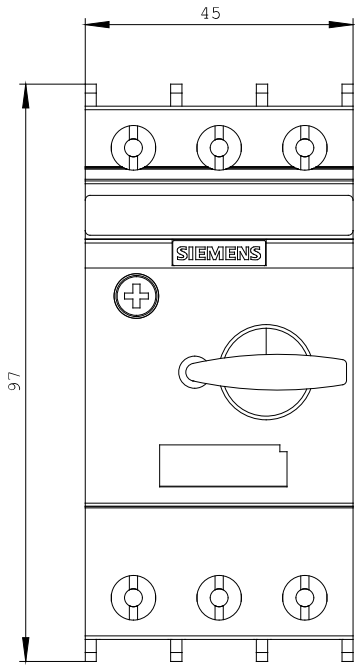
<http://www.siemens.com/cax>

Service&Support (Manuals, Certificates, Characteristics, FAQs,...)

<http://support.automation.siemens.com/WW/view/en/3RV2021-4PA10/all>

Image database (product images, 2D dimension drawings, 3D models, device circuit diagrams, ...)

http://www.automation.siemens.com/bilddb/cax_en.aspx?mlfb=3RV2021-4PA10



last change:

Oct 20, 2014