





SIRIUS POSITION SWITCH;
 PLASTIC ENCLOSURE ACC. TO EN50047,
 31MM DEVICE CONNECTION 1X(M20X1.5);
 2NO/1NC SLOW-ACTION CONTACTS ROUNDED
 PLUNGER,
 FORM B, WITH TEFLON PLUNGER

Manufacturer article number		
<ul style="list-style-type: none"> of the basic unit included in the scope of supply 		3SE5232-0PC05

General technical data:		
Product designation		standard position switch
Explosion protection category for dust		none
Insulation voltage		
<ul style="list-style-type: none"> rated value 	V	250
Degree of pollution		class 3
Thermal current	A	6
Operating current		
<ul style="list-style-type: none"> at AC-15 <ul style="list-style-type: none"> at 24 V / rated value at 125 V / rated value at 230 V / rated value at DC-13 <ul style="list-style-type: none"> at 24 V / rated value at 125 V / rated value at 230 V / rated value 	A	6
	A	6
	A	1.5
	A	3
	A	0.55
	A	0.27
Continuous current		
<ul style="list-style-type: none"> of the slow DIAZED fuse link 	A	6

<ul style="list-style-type: none"> • of the quick DIAZED fuse link 	A	6
<ul style="list-style-type: none"> • of the C characteristic circuit breaker 	A	1
Mechanical operating cycles as operating time		
<ul style="list-style-type: none"> • typical 		15,000,000
Electrical operating cycles as operating time		
<ul style="list-style-type: none"> • with contactor 3RH11, 3RT1016, 3RT1017, 3RT1024, 3RT1025, 3RT1026 / typical 		10,000,000
<ul style="list-style-type: none"> • at AC-15 / at 230 V / typical 		100,000
Electrical operating cycles in one hour		
<ul style="list-style-type: none"> • with contactor 3RH11, 3RT1016, 3RT1017, 3RT1024, 3RT1025, 3RT1026 		6,000
Repeat accuracy	mm	0.05
Design of the contact element		slow-action contacts
Number of NC contacts		
<ul style="list-style-type: none"> • for auxiliary contacts 		1
Design of the switching function		positive opening
Number of NO contacts		
<ul style="list-style-type: none"> • for auxiliary contacts 		2
Resistance against vibration		0.35 mm / 5g
Resistance against shock		30g / 11 ms
Ambient temperature		
<ul style="list-style-type: none"> • during operating 	°C	-25 ... +85
<ul style="list-style-type: none"> • during storage 	°C	-40 ... +90
Product specification		
<ul style="list-style-type: none"> • for dimensions 		EN 50047
Width of the sensor	mm	31
Material		
<ul style="list-style-type: none"> • of the enclosure 		plastic
Material / of the enclosure / of the switch head		plastic
Design of the operating mechanism		teflon plunger
Actuating speed	mm/s / m/s	0.4 ... 1.5
Minimum actuating force / in activation direction	N	20
Protection class IP		IP65
mounting position		any
Cable gland version		1x (M20 x 1.5)
Design of the electrical connection		screw-type terminals
Reference code		
<ul style="list-style-type: none"> • according to DIN 40719 extended according to IEC 204-2 		S
<ul style="list-style-type: none"> • according to DIN EN 61346-2 		B

Certificates/ approvals:

General Product Approval	Declaration of Conformity	Test Certificates	other		
 CSA		 UL	 EG-Konf.	Special Test Certificate	Confirmation

Further information:

Information- and Downloadcenter (Catalogs, Brochures,...)

<http://www.siemens.com/industrial-controls/catalogs>

Industry Mall (Online ordering system)

<http://www.siemens.com/industrial-controls/mall>

Cax online generator


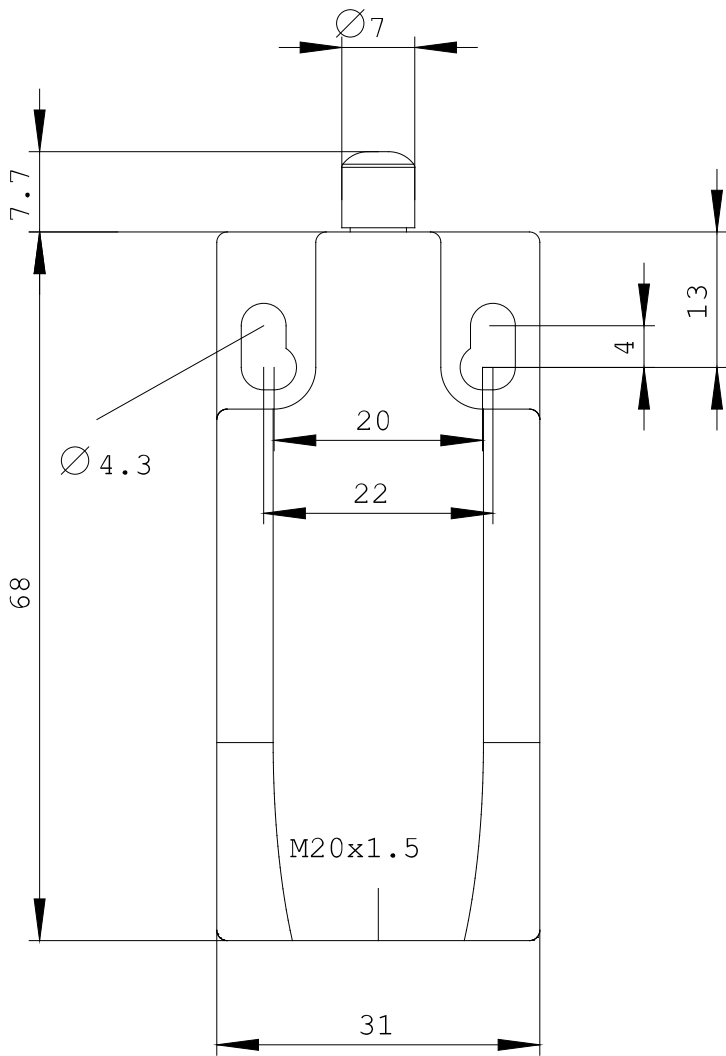
<http://www.siemens.com/cax>

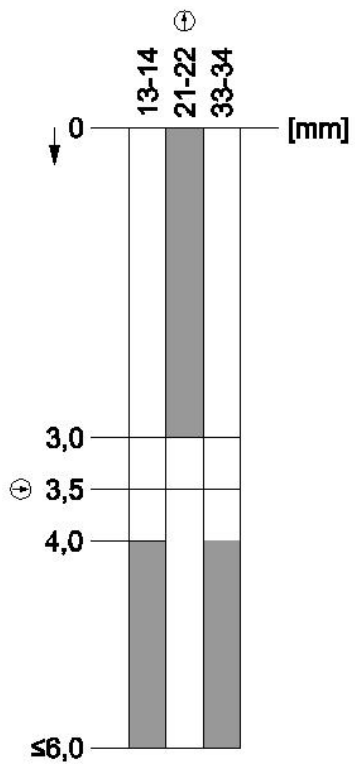
Service&Support (Manuals, Certificates, Characteristics, FAQs,...)

<http://support.automation.siemens.com/WW/view/en/3SE5232-0PC05/all>

Image database (product images, 2D dimension drawings, 3D models, device circuit diagrams, ...)

http://www.automation.siemens.com/bilddb/cax_en.aspx?mlfb=3SE5232-0PC05





last change:

Aug 25, 2014