



TEMPERATURE MONITORING RELAY THERMOCOUPLE
 J,
 T, E, K, N 2 THRESH. VAL.,
 DIGITAL -99 C - 999 C,
 24-240V AC/DC 2 X 1 W + 1 NO,
 WIDTH 45 MM SCREW CONNECTION

General technical details:



Type of voltage		AC/DC
Supply voltage frequency		
<ul style="list-style-type: none"> • 1 / for auxiliary and control current circuit <ul style="list-style-type: none"> • initial rated value • final rated value • 1 / at 50 Hz / for AC / initial rated value • 1 / at 50 Hz / for AC / final rated value • 1 / at 60 Hz / for AC / initial rated value • 1 / at 60 Hz / for AC / final rated value • 1 / for DC / initial rated value • 1 / for DC / final rated value 	<ul style="list-style-type: none"> Hz Hz V V V V V V 	<ul style="list-style-type: none"> 50 60 24 240 24 240 24 240
Product function		
<ul style="list-style-type: none"> • defect storage • reset external 		<ul style="list-style-type: none"> Yes Yes
Number of measuring circuits		1
Number of NC contacts / for auxiliary contacts		0
Number of NO contacts / for auxiliary contacts		1
Number of changeover contacts / for auxiliary contacts		2
Measurable temperature		

• initial value	°C	-99
• final value	°C	999
Reference code / according to DIN EN 61346-2		K
Reference code / according to DIN 40719 extended according to IEC 204-2 / according to IEC 750		K
Ambient temperature		
• during operating	°C	-25 ... +60

Mechanical design:

Design of the electrical connection		
• for auxiliary and control current circuit		screw-type terminals
• jumper socket		Yes
Design of the sensor / connectable		type J, K, T, E, N (thermocouple)
Width	mm	45
Height	mm	106
Depth	mm	91

Certificates/approvals:

General Product Approval	Test Certificates	other	
 CCC	 EAC	Special Test Certificate	Declaration of Conformity
			Environmental Confirmations

Further information:

Information- and Downloadcenter (Catalogs, Brochures,...)

<http://www.siemens.com/industrial-controls/catalogs>

Industry Mall (Online ordering system)

<http://www.siemens.com/industrial-controls/mall>

Cax online generator:

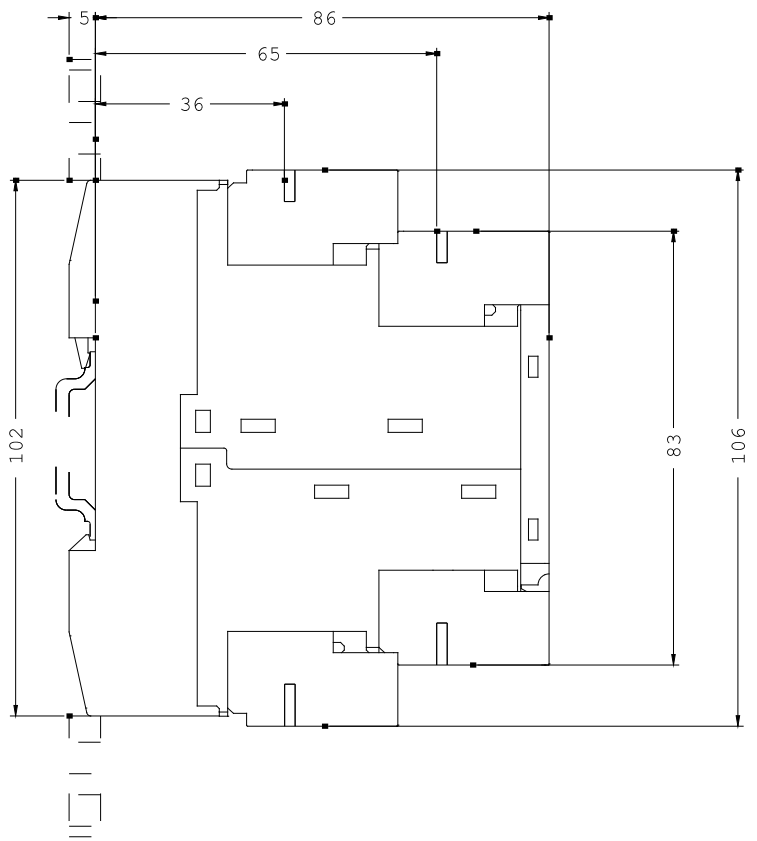
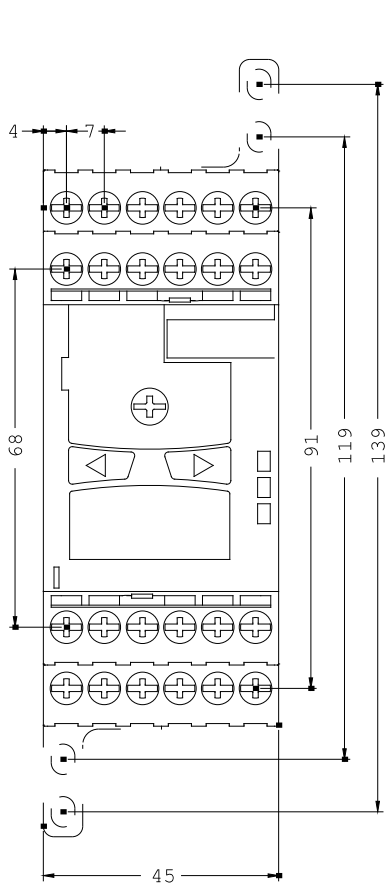
<http://www.siemens.com/cax>

Service&Support (Manuals, Certificates, Characteristics, FAQs,...)

<http://support.automation.siemens.com/WW/view/en/3RS1140-1GW60/all>

Image database (product images, 2D dimension drawings, 3D models, device circuit diagrams, ...)

http://www.automation.siemens.com/bilddb/cax_en.aspx?mlfb=3RS1140-1GW60



last change:

Jul 28, 2014