

Miniature circuit breaker 230/400 V 10kA, 1-pole, C, 4A



Model	
Product brand name	SENTRON
Product designation	Miniature circuit breaker
Design of the product	5SL miniature circuit breakers
General technical data	
Number of poles	1
Number of poles / Note	1P
Tripping characteristic class	C
circuit-breaker / Design	5SL4
Mechanical service life (switching cycles) / typical	10 000
Overvoltage category	3
Degree of pollution	2
Voltage	
Insulation voltage	
<ul style="list-style-type: none"> <li>with single-phase operation / at AC / rated value</li> </ul>	250 V
<ul style="list-style-type: none"> <li>with multi-phase operation / at AC / rated value</li> </ul>	440 V
Supply voltage	

Type of voltage	AC
Operating current / at AC / rated value	4 A
Supply voltage / at AC / rated value	400 V
Operating voltage	
• with multi-phase operation / at AC / maximum	440 V
• at DC / rated value / maximum	72 V
Supply voltage frequency	
• rated value	50 Hz

<b>Protection class</b>	
Protection class IP	IP20, with connected conductors

<b>Switching capacity</b>	
Switching capacity current	
• acc. to EN 60898 / rated value	10 kA
• acc. to IEC 60947-2 / rated value	10 kA
Energy limiting class	3

<b>Dissipation</b>	
Power loss [W] / for rated value of the current / at AC / in hot operating state / per pole	1.2 W

<b>Current</b>	
Tripping residual / rated value / derated current / at 40 Cel	3.79 A
Suitability for operation	Residential buildings/infrastructure

<b>Product details</b>	
Product function / neutral conductor switching	No
Product feature / Touch protection	Yes
Product feature	
• halogen-free	Yes
• sealable	Yes
• silicon-free	Yes
Product extension / can be installed / supplementary devices	Yes

<b>Connections</b>	
Connectable conductor cross-section / solid	
• minimum	0.75 mm <sup>2</sup>
• maximum	25 mm <sup>2</sup>
Connectable conductor cross-section / stranded	
• minimum	0.75 mm <sup>2</sup>
• maximum	25 mm <sup>2</sup>
Connectable conductor cross-section / finely stranded / with core end processing	
• minimum	0.75 mm <sup>2</sup>

• maximum	25 mm <sup>2</sup>
Tightening torque / with screw-type terminals	
• minimum	2.5 N·m
• maximum	3 N·m

### Mechanical Design





Height	90 mm
Width	18 mm
Depth	76 mm
Installation depth	70 mm
Number of width units	1
Mounting position	any
Net weight	145 g

### Environmental conditions

Influence of the surrounding temperature	+55 °C, max. 95% humidity
Ambient temperature	
• minimum	-25 °C
• maximum	55 °C
Ambient temperature / during storage	
• minimum	-40 °C
• maximum	75 °C

### Certificates

Reference code	
• acc. to DIN EN 61346-2	F
• acc. to DIN EN 81346-2	F

General Product Approval	Declaration of Conformity	Test Certificates
  	<a href="#">Miscellaneous</a>  EG-Konf.	<a href="#">Miscellaneous</a>

### Further information

**Information- and Downloadcenter (Catalogs, Brochures,...)**

<http://www.siemens.com/lowvoltage/catalogs>

**Industry Mall (Online ordering system)**

<https://mall.industry.siemens.com/mall/en/en/Catalog/product?mlfb=5SL4104-7>

**Service&Support (Manuals, Certificates, Characteristics, FAQs,...)**

<https://support.industry.siemens.com/cs/ww/en/ps/5SL4104-7>

**Image database (product images, 2D dimension drawings, 3D models, device circuit diagrams, ...)**

[http://www.automation.siemens.com/bilddb/cax\\_en.aspx?mlfb=5SL4104-7](http://www.automation.siemens.com/bilddb/cax_en.aspx?mlfb=5SL4104-7)

**CAX-Online-Generator**

<http://www.siemens.com/cax>

**Tender specifications**

<http://www.siemens.com/specifications>



