

## Motor Starter Protectors/Circuit Breakers

### SIRIUS 3RV2 Motor Starter Protectors/Circuit Breakers

#### Accessories

#### Busbar accessories

#### Overview

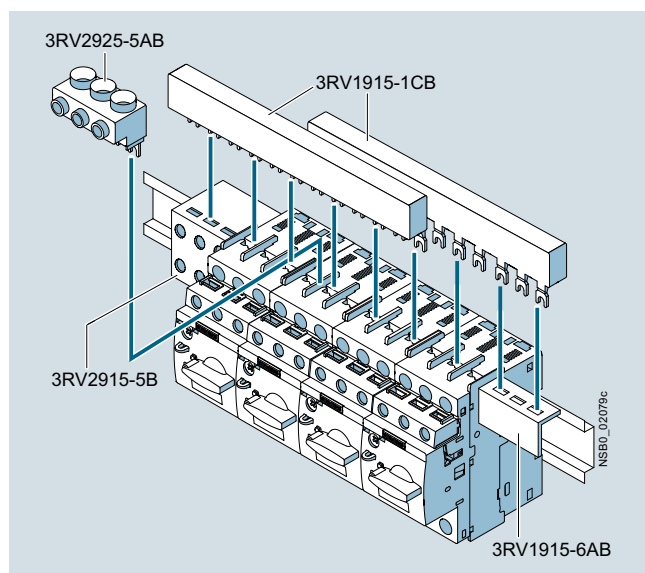
##### Insulated three-phase busbar system

Three-phase busbar systems provide an easy, time-saving and clearly arranged means of feeding 3RV2 motor starter protectors/circuit breakers with screw terminals. Different versions are available for sizes S00 to S2 and can be used for the various different types of motor starter protectors/circuit breakers (size S0 up to 32 A).

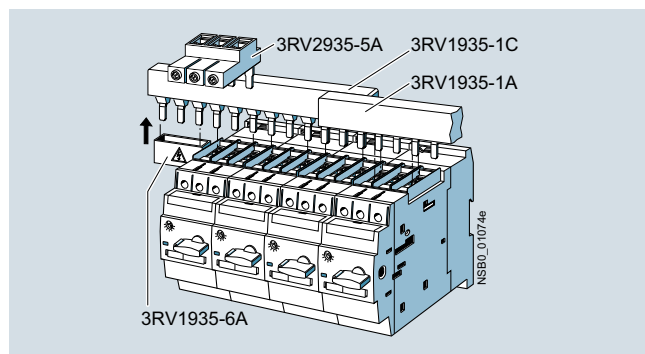
The 3RV1915 and 3RV1935 three-phase busbar systems are generally unsuitable for the 3RV21 motor starter protectors for motor protection with overload relay function and 3RV27 and 3RV28 circuit breakers according to UL 489/CSA C22.2 No. 5.

The busbars are suitable for between two and five motor starter protectors/circuit breakers. However, any kind of extension is possible by clamping the tags of an additional busbar (rotated by 180°) underneath the terminals of the respective last motor starter protector/circuit breaker.

A combination of motor starter protectors/circuit breakers of size S00 and S0 is possible. The motor starter protectors/circuit breakers are supplied by appropriate infeed terminals.



SIRIUS three-phase busbar system size S00/S0



SIRIUS three-phase busbar system size S2

The three-phase busbar systems are finger-safe. They are designed for any short-circuit stress which can occur at the output side of connected motor starter protectors/circuit breakers.

The three-phase busbar systems can also be used to construct "Type E Starters" according to UL/CSA. Special infeed terminals must be used for this purpose, however (see "Selection and ordering data", page 7/41).

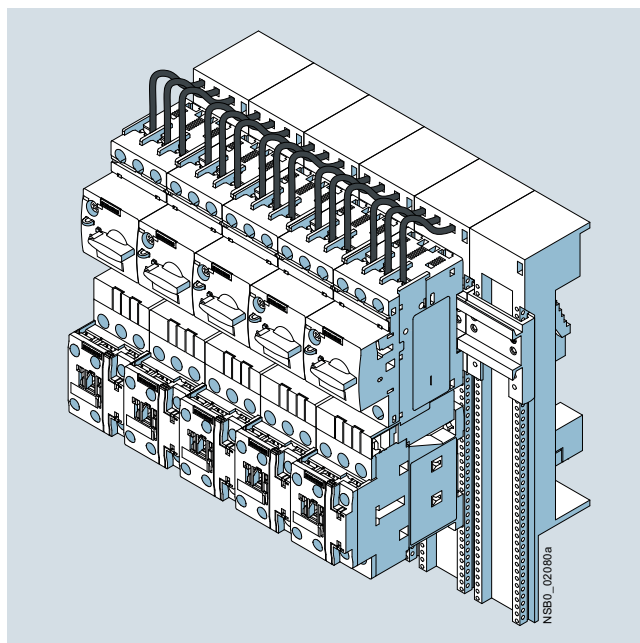
##### 8US busbar adapters for 60 mm systems

The motor starter protectors/circuit breakers are mounted directly with the aid of busbar adapters on busbar systems with 60 mm center-to-center clearance in order to save space and to reduce infeed times and costs.

Busbar adapters for busbar systems with 60 mm center-to-center clearance are suitable for copper busbars with a width of 12 mm to 30 mm. The busbars can be 5 mm or 10 mm thick.

The motor starter protectors/circuit breakers are snapped onto the adapter and connected on the line side. This prepared unit is then plugged directly onto the busbar system, and is thus connected both mechanically and electrically at the same time.

For further busbar adapters for snap-mounting direct-on-line starters and reversing starters as well as additional accessories such as incoming and outgoing terminals, flat copper profile etc., see [Catalog LV 10](#).



SIRIUS load feeders with busbar adapters snapped onto busbars





# Motor Starter Protectors/Circuit Breakers

## SIRIUS 3RV2 Motor Starter Protectors/Circuit Breakers

### Accessories

#### Busbar accessories

#### Selection and ordering data

|                                                                                                  | Modular spacing<br>mm | Number of motor starter protectors that can be connected                                                                                             |                               |                         | Rated current $I_n$<br>at 690 V<br>A | For motor starter protectors<br>Size | SD<br>d | Article No.        | Price per PU | PU (UNIT, SET, M) | PS*    | PG  |
|--------------------------------------------------------------------------------------------------|-----------------------|------------------------------------------------------------------------------------------------------------------------------------------------------|-------------------------------|-------------------------|--------------------------------------|--------------------------------------|---------|--------------------|--------------|-------------------|--------|-----|
|                                                                                                  |                       | Without lateral accessories                                                                                                                          | With lateral auxiliary switch | incl. auxiliary release |                                      |                                      |         |                    |              |                   |        |     |
| <b>Three-phase busbars<sup>1)</sup></b>                                                          |                       |                                                                                                                                                      |                               |                         |                                      |                                      |         |                    |              |                   |        |     |
|                                                                                                  |                       | For feeding several motor starter protectors with screw terminals, mounted side by side on standard mounting rails, insulated, with touch protection |                               |                         |                                      |                                      |         |                    |              |                   |        |     |
| <br>3RV1915-1AB | 45 <sup>3)</sup>      | 2                                                                                                                                                    | --                            | --                      | 63                                   | S00, S0 <sup>2)</sup>                | ▶       | <b>3RV1915-1AB</b> |              | 1                 | 1 unit | 41E |
|                                                                                                  |                       | 3                                                                                                                                                    | --                            | --                      | 63                                   | S00, S0 <sup>2)</sup>                | ▶       | <b>3RV1915-1BB</b> |              | 1                 | 1 unit | 41E |
|                                                                                                  |                       | 4                                                                                                                                                    | --                            | --                      | 63                                   | S00, S0 <sup>2)</sup>                | ▶       | <b>3RV1915-1CB</b> |              | 1                 | 1 unit | 41E |
| <br>3RV1915-1BB | 55 <sup>4)</sup>      | 5                                                                                                                                                    | --                            | --                      | 63                                   | S00, S0 <sup>2)</sup>                | ▶       | <b>3RV1915-1DB</b> |              | 1                 | 1 unit | 41E |
|                                                                                                  |                       | --                                                                                                                                                   | 2                             | --                      | 63                                   | S00, S0 <sup>2)</sup>                | ▶       | <b>3RV1915-2AB</b> |              | 1                 | 1 unit | 41E |
|                                                                                                  |                       | --                                                                                                                                                   | 3                             | --                      | 63                                   | S00, S0 <sup>2)</sup>                | ▶       | <b>3RV1915-2BB</b> |              | 1                 | 1 unit | 41E |
|                                                                                                  |                       | --                                                                                                                                                   | 4                             | --                      | 63                                   | S00, S0 <sup>2)</sup>                | ▶       | <b>3RV1915-2CB</b> |              | 1                 | 1 unit | 41E |
| <br>3RV1915-1CB |                       | --                                                                                                                                                   | 5                             | --                      | 63                                   | S00, S0 <sup>2)</sup>                | ▶       | <b>3RV1915-2DB</b> |              | 1                 | 1 unit | 41E |
|                                                                                                  |                       | 2                                                                                                                                                    | --                            | --                      | 108                                  | S2                                   | ▶       | <b>3RV1935-1A</b>  |              | 1                 | 1 unit | 41E |
|                                                                                                  |                       | 3                                                                                                                                                    | --                            | --                      | 108                                  | S2                                   | ▶       | <b>3RV1935-1B</b>  |              | 1                 | 1 unit | 41E |
| <br>3RV1915-1DB | 63 <sup>5)</sup>      | 4                                                                                                                                                    | --                            | --                      | 108                                  | S2                                   | ▶       | <b>3RV1935-1C</b>  |              | 1                 | 1 unit | 41E |
|                                                                                                  |                       | --                                                                                                                                                   | --                            | 2                       | 63                                   | S00, S0 <sup>2)</sup>                | ▶       | <b>3RV1915-3AB</b> |              | 1                 | 1 unit | 41E |
|                                                                                                  |                       | --                                                                                                                                                   | --                            | 4                       | 63                                   | S00, S0 <sup>2)</sup>                | ▶       | <b>3RV1915-3CB</b> |              | 1                 | 1 unit | 41E |
|                                                                                                  |                       | --                                                                                                                                                   | 2                             | 2                       | 108                                  | S2                                   | ▶       | <b>3RV1935-3A</b>  |              | 1                 | 1 unit | 41E |
|                                                                                                  |                       | --                                                                                                                                                   | 3                             | 3                       | 108                                  | S2                                   | ▶       | <b>3RV1935-3B</b>  |              | 1                 | 1 unit | 41E |
|                                                                                                  |                       | --                                                                                                                                                   | 4                             | 4                       | 108                                  | S2                                   | ▶       | <b>3RV1935-3C</b>  |              | 1                 | 1 unit | 41E |




<sup>1)</sup> Not suitable for 3RV21 motor starter protectors for motor protection with overload relay function and for 3RV27 and 3RV28 circuit breakers according to UL 489/CSA C22.2 No.5.

<sup>2)</sup> Approved for motor starter protectors size S0 with  $I_n \leq 32$  A.



<sup>3)</sup> For 3RV2 motor starter protectors without accessories mounted on the side.

<sup>4)</sup> For 3RV2 motor starter protectors with auxiliary switches with 1 NO + 1 NC, 2 NO and 2 NC mounted on the left (9 mm wide).

<sup>5)</sup> For 3RV2 motor starter protectors with mounted accessories (18 mm wide). Auxiliary switches with 2 NO + 2 NC or signaling switch (mounted on the left) or with auxiliary release (mounted on the right).

|                                                                                                    | Conductor cross-section                                                         |                                                    |                                      | Tightening torque<br>Nm     | For motor starter protectors/circuit breakers<br>Size | SD<br>d | Article No.        | Price per PU | PU (UNIT, SET, M) | PS*    | PG  |
|----------------------------------------------------------------------------------------------------|---------------------------------------------------------------------------------|----------------------------------------------------|--------------------------------------|-----------------------------|-------------------------------------------------------|---------|--------------------|--------------|-------------------|--------|-----|
|                                                                                                    | Solid or stranded<br>mm <sup>2</sup>                                            | Finely stranded with end sleeve<br>mm <sup>2</sup> | AWG cables, solid or stranded<br>AWG |                             |                                                       |         |                    |              |                   |        |     |
| <b>Three-phase infeed terminals</b>                                                                |                                                                                 |                                                    |                                      |                             |                                                       |         |                    |              |                   |        |     |
|                                                                                                    | <b>Connection from top</b>                                                      |                                                    |                                      |                             |                                                       |         |                    |              |                   |        |     |
| <br>3RV2925-5AB | 2.5 ... 25                                                                      | 2.5 ... 16                                         | 10 ... 4                             | 3 ... 4                     | S00, S0                                               | ▶       | <b>3RV2925-5AB</b> |              | 1                 | 1 unit | 41E |
|                                                                                                    | 2 x (2.5 ... 50) <sup>1)</sup>                                                  | 2 x (2.5 ... 35) <sup>1)</sup>                     | 2 x (10 ... 1/0) <sup>1)</sup>       | 4 ... 6                     | S2                                                    | ▶       | <b>3RV2935-5A</b>  |              | 1                 | 1 unit | 41E |
| <br>3RV2935-5A  | 1 x (2.5 ... 70) <sup>1)</sup>                                                  | 1 x (2.5 ... 50) <sup>1)</sup>                     | 1 x (10 ... 2/0) <sup>1)</sup>       |                             |                                                       |         |                    |              |                   |        |     |
|                                                                                                    | <b>Connection from below</b>                                                    |                                                    |                                      |                             |                                                       |         |                    |              |                   |        |     |
|                                                                                                    | Terminal is connected in place of a switch, take space requirement into account |                                                    |                                      |                             |                                                       |         |                    |              |                   |        |     |
| <br>3RV2915-5B  | 2.5 ... 25                                                                      | 2.5 ... 16                                         | 10 ... 4                             | Input: 4, Output: 2 ... 2.5 | S00, S0                                               | ▶       | <b>3RV2915-5B</b>  |              | 1                 | 1 unit | 41E |

#### Three-phase infeed terminals for constructing "Type E Starters" "

|                                                                                                    |                                |                                |                                |         |         |   |                    |  |   |        |     |
|----------------------------------------------------------------------------------------------------|--------------------------------|--------------------------------|--------------------------------|---------|---------|---|--------------------|--|---|--------|-----|
|                                                                                                    | <b>Connection from top</b>     |                                |                                |         |         |   |                    |  |   |        |     |
| <br>3RV2925-5EB | 2.5 ... 25                     | 2.5 ... 16                     | 10 ... 4                       | 3 ... 4 | S00, S0 | 2 | <b>3RV2925-5EB</b> |  | 1 | 1 unit | 41E |
|                                                                                                    | 2 x (2.5 ... 50) <sup>1)</sup> | 2 x (2.5 ... 35) <sup>1)</sup> | 2 x (10 ... 1/0) <sup>1)</sup> | 4 ... 6 | S2      | ▶ | <b>3RV2935-5E</b>  |  | 1 | 1 unit | 41E |
| <br>3RV2935-5E  | 1 x (2.5 ... 70) <sup>1)</sup> | 1 x (2.5 ... 50) <sup>1)</sup> | 1 x (10 ... 2/0) <sup>1)</sup> |         |         |   |                    |  |   |        |     |

<sup>1)</sup> If two different conductor cross-sections are connected to one clamping point, both cross-sections must be in the range specified.