

Evaluation unit for full motor protection (bistable) Size S00...S12, class 5...30 Stand-alone installation Main circuit: -- Auxiliary circuit: Screw terminal Manual-Automatic-Reset



Product brand name	SIRIUS
Product designation	solid-state overload relay
Product type designation	3RB23

General technical data

Size of overload relay	S00 ... S12
Size of contactor can be combined company-specific	S00 ... S12
Power loss [W] total typical	0.5 W
Insulation voltage with degree of pollution 3 rated value	300 V
Surge voltage resistance rated value	4 kV
Protection class IP	
• on the front	IP20
Protection against electrical shock	finger-safe
Reference code acc. to DIN EN 81346-2	F

Ambient conditions

Installation altitude at height above sea level	
• maximum	2 000 m
Relative humidity during operation	100 %

Main circuit	
Number of poles for main current circuit	3
Adjustable pick-up value current of the current-dependent overload release	0.3 ... 630 A
Operating voltage	1 000 V
<ul style="list-style-type: none"> at AC-3 rated value maximum 	

Auxiliary circuit	
Number of NC contacts for auxiliary contacts	2
Number of NO contacts for auxiliary contacts	2
Number of CO contacts	0
<ul style="list-style-type: none"> for auxiliary contacts 	
Operating current of auxiliary contacts at AC-15	6 A 6 A 6 A 6 A 3 A
<ul style="list-style-type: none"> at 24 V 	
<ul style="list-style-type: none"> at 110 V 	
<ul style="list-style-type: none"> at 120 V 	
<ul style="list-style-type: none"> at 125 V 	
<ul style="list-style-type: none"> at 230 V 	
Operating current of auxiliary contacts at DC-13	2 A 0.55 A 0.3 A 0.3 A 0.2 A
<ul style="list-style-type: none"> at 24 V 	
<ul style="list-style-type: none"> at 60 V 	
<ul style="list-style-type: none"> at 110 V 	
<ul style="list-style-type: none"> at 125 V 	
<ul style="list-style-type: none"> at 220 V 	

Protective and monitoring functions	
(trip class)	Class 5, 10, 20 and 30 adjustable

Short-circuit protection	
Design of the fuse link	fuse gL/gG: 6 A
<ul style="list-style-type: none"> for short-circuit protection of the auxiliary switch required 	

Installation/ mounting/ dimensions	
<ul style="list-style-type: none"> (mounting position) 	any
<ul style="list-style-type: none"> (mounting type) 	stand-alone installation
(height)	111 mm
Width	45 mm
Depth	95 mm
Required spacing	0 mm 0 mm 0 mm 0 mm
<ul style="list-style-type: none"> with side-by-side mounting 	
<ul style="list-style-type: none"> — forwards 	
<ul style="list-style-type: none"> — Backwards 	
<ul style="list-style-type: none"> — upwards 	
<ul style="list-style-type: none"> — downwards 	

— at the side	0 mm
• for grounded parts	
— forwards	0 mm
— Backwards	0 mm
— upwards	0 mm
— at the side	6 mm
— downwards	0 mm
• for live parts	
— forwards	0 mm
— Backwards	0 mm
— upwards	0 mm
— downwards	0 mm
— at the side	6 mm

Connections/Terminals

Product function	
• removable terminal for auxiliary and control circuit	Yes
Type of electrical connection	
• for auxiliary and control current circuit	screw-type terminals
Type of connectable conductor cross-sections	
• for auxiliary contacts	
— finely stranded with core end processing	0.5 ... 2.5 mm ² , 2x (0.5 ... 1.5 mm ²)
• at AWG conductors for auxiliary contacts	2x (24 ... 16)

Certificates/approvals

General Product Approval	EMC	Declaration of Conformity
--------------------------	-----	---------------------------



Declaration of Conformity	Test Certificates	Marine / Shipping
---------------------------	-------------------	-------------------

[Miscellaneous](#)

[Type Test Certificates/Test Report](#)

[Special Test Certificate](#)

[Declaration of the Compliance with the order](#)



Marine / Shipping	other
-------------------	-------



[Confirmation](#)

Further information

Information- and Downloadcenter (Catalogs, Brochures,...)

<http://www.siemens.com/industrial-controls/catalogs>

Industry Mall (Online ordering system)

<https://mall.industry.siemens.com/mall/en/en/Catalog/product?mlfb=3RB2383-4AA1>

Cax online generator

<http://support.automation.siemens.com/WW/CAXorder/default.aspx?lang=en&mlfb=3RB2383-4AA1>

Service&Support (Manuals, Certificates, Characteristics, FAQs,...)

<https://support.industry.siemens.com/cs/ww/en/ps/3RB2383-4AA1>

Image database (product images, 2D dimension drawings, 3D models, device circuit diagrams, EPLAN macros, ...)

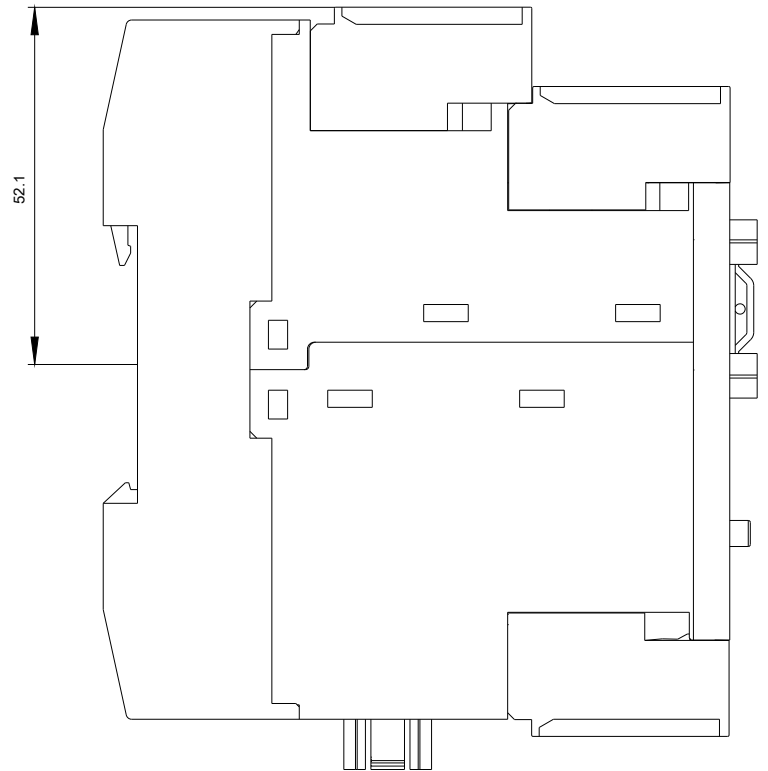
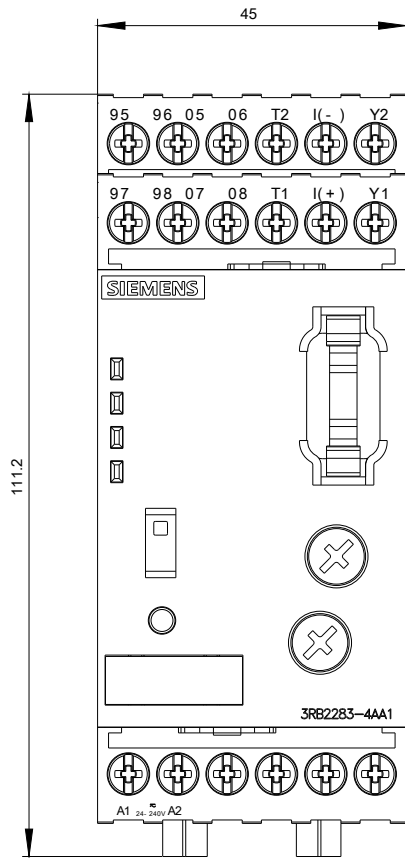
http://www.automation.siemens.com/bilddb/cax_de.aspx?mlfb=3RB2383-4AA1&lang=en

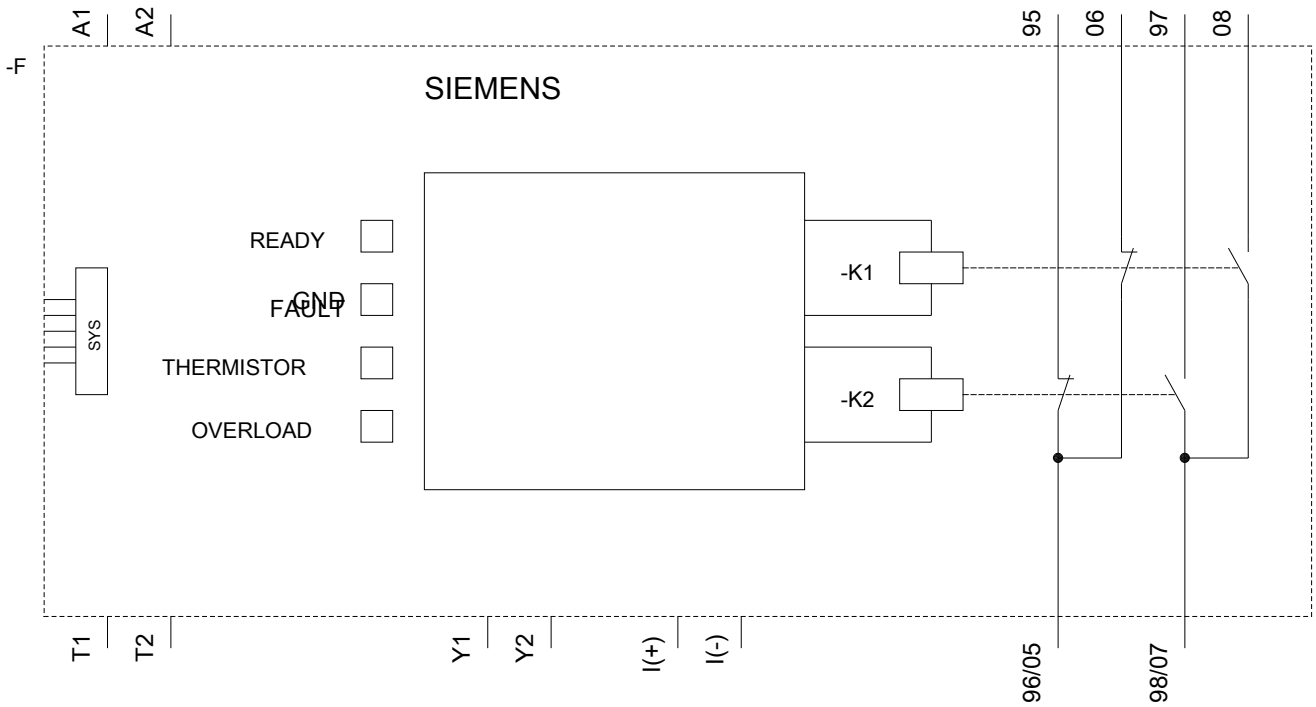
Characteristic: Tripping characteristics, I^t, Let-through current

<https://support.industry.siemens.com/cs/ww/en/ps/3RB2383-4AA1/char>

Further characteristics (e.g. electrical endurance, switching frequency)

<http://www.automation.siemens.com/bilddb/index.aspx?view=Search&mlfb=3RB2383-4AA1&objecttype=14&gridview=view1>





last modified:

04/12/2019