

Circuit breaker size S2 for motor protection, CLASS 10 A-release
12...17 A N-release 260 A screw terminal Standard switching
capacity



Product brand name	SIRIUS
Product designation	Circuit breaker
Design of the product	For motor protection
Product type designation	3RV2

General technical data	
Size of the circuit-breaker	S2
Size of contactor can be combined company-specific	S2
Product extension	
• Auxiliary switch	Yes
Power loss [W] total typical	12 W
Insulation voltage with degree of pollution 3 rated value	690 V
Surge voltage resistance rated value	6 kV
maximum permissible voltage for safe isolation	
• in networks with grounded star point between main and auxiliary circuit	400 V
• in networks with grounded star point between main and auxiliary circuit	400 V
Protection class IP	

<ul style="list-style-type: none"> • on the front • of the terminal 	<p>IP20</p> <p>IP00</p>
Shock resistance	
<ul style="list-style-type: none"> • acc. to IEC 60068-2-27 	25g / 11 ms Sinus
Mechanical service life (switching cycles)	
<ul style="list-style-type: none"> • of the main contacts typical • of auxiliary contacts typical 	<p>50 000</p> <p>50 000</p>
Electrical endurance (switching cycles)	
<ul style="list-style-type: none"> • typical 	50 000
Certificate of suitability ATEX	Yes
Protection against electrical shock	finger-safe when touched vertically from front acc. to IEC 60529
Reference code acc. to DIN EN 81346-2	Q

Ambient conditions

Installation altitude at height above sea level	
<ul style="list-style-type: none"> • maximum 	2 000 m
Ambient temperature	
<ul style="list-style-type: none"> • during operation • during storage • during transport 	<p>-20 ... +60 °C</p> <p>-50 ... +80 °C</p> <p>-50 ... +80 °C</p>
Temperature compensation	-20 ... +60 °C
Relative humidity during operation	10 ... 95 %

Main circuit

Number of poles for main current circuit	3
Adjustable pick-up value current of the current-dependent overload release	12 ... 17 A
Operating voltage	
<ul style="list-style-type: none"> • rated value • at AC-3 rated value maximum 	<p>690 V</p> <p>690 V</p>
Operating frequency rated value	50 ... 60 Hz
Operating current rated value	17 A
Operating current	
<ul style="list-style-type: none"> • at AC-3 <ul style="list-style-type: none"> — at 400 V rated value 	17 A
Operating power	
<ul style="list-style-type: none"> • at AC-3 <ul style="list-style-type: none"> — at 230 V rated value — at 400 V rated value — at 500 V rated value — at 690 V rated value 	<p>4 000 W</p> <p>7 500 W</p> <p>7 500 W</p> <p>15 000 W</p>
Operating frequency	
<ul style="list-style-type: none"> • at AC-3 maximum 	15 1/h

Protective and monitoring functions

Product function	
<ul style="list-style-type: none"> • Ground fault detection • Phase failure detection 	<p>No</p> <p>Yes</p>
Trip class	CLASS 10
Design of the overload release	thermal
Operational short-circuit current breaking capacity (Ics) at AC	
<ul style="list-style-type: none"> • at 240 V rated value • at 400 V rated value • at 500 V rated value • at 690 V rated value 	<p>100 A</p> <p>30 kA</p> <p>6 kA</p> <p>3 kA</p>
Maximum short-circuit current breaking capacity (Icu)	
<ul style="list-style-type: none"> • at AC at 240 V rated value • at AC at 400 V rated value • at AC at 500 V rated value • at AC at 690 V rated value 	<p>100 kA</p> <p>65 kA</p> <p>12 kA</p> <p>5 kA</p>
Response value current	
<ul style="list-style-type: none"> • of instantaneous short-circuit trip unit 	260 A

UL/CSA ratings

Full-load current (FLA) for three-phase AC motor	
<ul style="list-style-type: none"> • at 480 V rated value • at 600 V rated value 	<p>17 A</p> <p>17 A</p>
Yielded mechanical performance [hp]	
<ul style="list-style-type: none"> • for single-phase AC motor <ul style="list-style-type: none"> — at 110/120 V rated value — at 230 V rated value • for three-phase AC motor <ul style="list-style-type: none"> — at 200/208 V rated value — at 220/230 V rated value — at 460/480 V rated value — at 575/600 V rated value 	<p>1.5 hp</p> <p>3 hp</p> <p>5 hp</p> <p>7.5 hp</p> <p>15 hp</p> <p>15 hp</p>

Short-circuit protection

Product function Short circuit protection	Yes
Design of the short-circuit trip	magnetic
Design of the fuse link for IT network for short-circuit protection of the main circuit	
<ul style="list-style-type: none"> • at 240 V • at 400 V • at 500 V • at 690 V 	<p>none required</p> <p>100</p> <p>80</p> <p>63</p>

Installation/ mounting/ dimensions	
Mounting position	any
Mounting type	screw and snap-on mounting onto 35 mm standard mounting rail according to DIN EN 60715
Height	140 mm
Width	55 mm
Depth	149 mm
Required spacing	
<ul style="list-style-type: none"> • with side-by-side mounting <ul style="list-style-type: none"> — forwards 0 mm — Backwards 0 mm — upwards 50 mm — downwards 50 mm — at the side 0 mm • for grounded parts <ul style="list-style-type: none"> — forwards 0 mm — Backwards 0 mm — upwards 50 mm — at the side 10 mm — downwards 50 mm • for live parts <ul style="list-style-type: none"> — forwards 0 mm — Backwards 0 mm — upwards 50 mm — downwards 50 mm — at the side 10 mm 	

Connections/Terminals	
Product function	
<ul style="list-style-type: none"> • removable terminal for auxiliary and control circuit 	No
Type of electrical connection	
<ul style="list-style-type: none"> • for main current circuit 	screw-type terminals
Arrangement of electrical connectors for main current circuit	Top and bottom
Type of connectable conductor cross-sections	
<ul style="list-style-type: none"> • for main contacts <ul style="list-style-type: none"> — single or multi-stranded 2x (1 ... 25 mm²), 1x (1 ... 35 mm²) — finely stranded with core end processing 2x (1 ... 16 mm²), 1x (1 ... 25 mm²) • at AWG conductors for main contacts 2x (18 ... 3), 1x (18 ... 2) 	
Tightening torque	
<ul style="list-style-type: none"> • for main contacts with screw-type terminals 	3 ... 4.5 N·m
Design of screwdriver shaft	Diameter 5 to 6 mm

Size of the screwdriver tip	Pozidriv 2
Design of the thread of the connection screw	M6
<ul style="list-style-type: none"> • for main contacts 	

Safety related data

B10 value	5 000
<ul style="list-style-type: none"> • with high demand rate acc. to SN 31920 	
Proportion of dangerous failures	50 %
<ul style="list-style-type: none"> • with low demand rate acc. to SN 31920 	
<ul style="list-style-type: none"> • with high demand rate acc. to SN 31920 	
Failure rate [FIT]	50 FIT
<ul style="list-style-type: none"> • with low demand rate acc. to SN 31920 	
T1 value for proof test interval or service life acc. to IEC 61508	10 y
Display version	Handle
<ul style="list-style-type: none"> • for switching status 	

Certificates/approvals

General Product Approval	For use in hazardous locations
--------------------------	--------------------------------



[KC](#)



For use in hazardous locations	Declaration of Conformity	Test Certificates	Marine / Shipping
--------------------------------	---------------------------	-------------------	-------------------



[Miscellaneous](#)

[Special Test Certificate](#)

[Type Test Certificates/Test Report](#)



Marine / Shipping



other	Railway
-------	---------

[Confirmation](#)



[Vibration and Shock](#)

Further information

Information- and Downloadcenter (Catalogs, Brochures,...)

<http://www.siemens.com/industrial-controls/catalogs>

Industry Mall (Online ordering system)

<https://mall.industry.siemens.com/mall/en/en/Catalog/product?mlfb=3RV2031-4TA10>

Cax online generator

<http://support.automation.siemens.com/WW/CAXorder/default.aspx?lang=en&mlfb=3RV2031-4TA10>

Service&Support (Manuals, Certificates, Characteristics, FAQs,...)

<https://support.industry.siemens.com/cs/ww/en/ps/3RV2031-4TA10>

Image database (product images, 2D dimension drawings, 3D models, device circuit diagrams, EPLAN macros, ...)

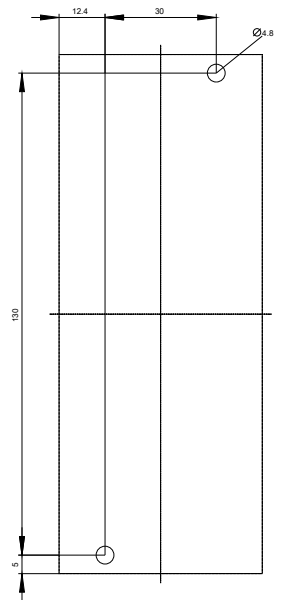
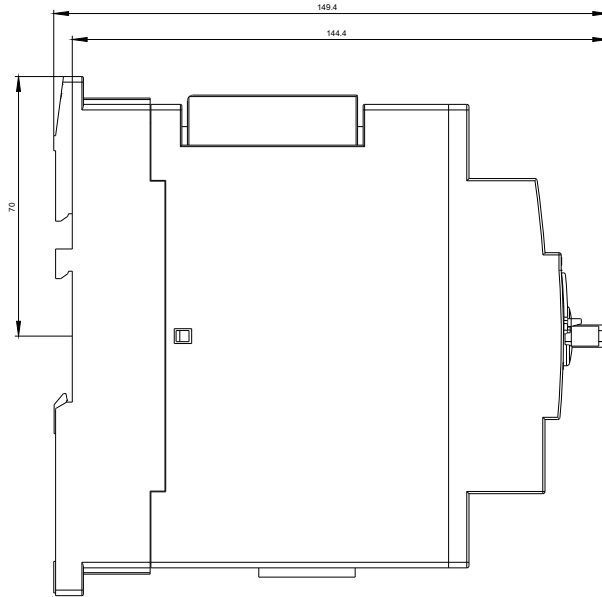
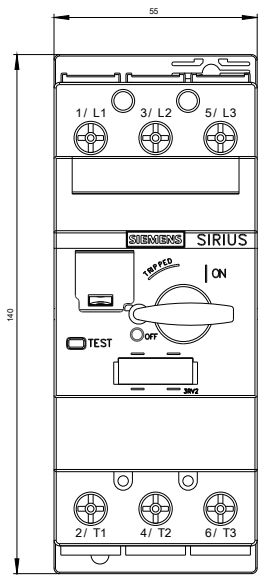
http://www.automation.siemens.com/bilddb/cax_de.aspx?mlfb=3RV2031-4TA10&lang=en

Characteristic: Tripping characteristics, I²t, Let-through current

<https://support.industry.siemens.com/cs/ww/en/ps/3RV2031-4TA10/char>

Further characteristics (e.g. electrical endurance, switching frequency)

<http://www.automation.siemens.com/bilddb/index.aspx?view=Search&mlfb=3RV2031-4TA10&objecttype=14&gridview=view1>





last modified:

02/18/2019