



Enclosure for command devices, 22 mm, round, enclosure material plastic, enclosure top part yellow, 1 control point, A=EMERGENCY STOP mushroom pushbutton red, metal, 40 mm, rotate-to-unlatch, 1 NO, 1 NC, 1 NC, spring-type terminal, floor mounting, support terminal, without label, 1xM20 each on top and bottom

Product brand name	SIRIUS ACT
Product designation	Enclosures
Product type designation	3SU1
Manufacturer's article number	<ul style="list-style-type: none"> • of supplied contact module A1 = 3SU1400-2AA10-3CA0, A2 = 3SU1400-2AA10-3CA0, A3 = 3SU1400-2AA10-3BA0 3SU1400-2AA10-3CA0 • of supplied contact module at the command point A 1 3SU1400-2AA10-3CA0 • of supplied contact module at the command point A 2 3SU1400-2AA10-3BA0 • of supplied contact module at the command point A 3 A = 3SU1550-0AA10-0AA0 3SU1550-0AA10-0AA0 • of the supplied holder A = 3SU1050-1HB20-0AA0 3SU1050-1HB20-0AA0 • of the supplied holder at the command point A 3SU1050-1HB20-0AA0 • of the supplied actuator 3SU1050-1HB20-0AA0 • of the supplied actuator at the command point A 3SU1050-1HB20-0AA0 • of supplied empty enclosure 3SU1801-0AA00-0AB2

Enclosure

Design of the housing	with recess for label
Shape of the enclosure front	Square
Material of the enclosure	plastic
Number of command points	1
Product component	
• EMERGENCY STOP device	Yes
• protective collar	No
Color	
• of top part of the enclosure	yellow
Delivery state	
• as a kit	No
• pre-wired on strip terminal	No
Mounting type of the enclosure	Vertical

Actuator

Design of the operating mechanism	Emergency stop mushroom pushbutton
Suitability for use EMERGENCY OFF switch	Yes
Product feature	
• lockout	No
Product extension optional Light source	No
Color	
• of the actuating element	Red
Material of the actuating element	plastic
Shape of the actuating element	round
Number of contact modules	3
Type of unlocking device	A = rotate-to-unlatch mechanism

Front ring

Product component front ring	No
Design of the front ring	Standard
Material of the front ring	plastic
Color of the front ring	black

Holder

Material of the holder	Metal
-------------------------------	-------

Display

Number of LED modules	0
------------------------------	---

General technical data

Product function	
• positive opening	Yes
• EMERGENCY OFF function	Yes
• EMERGENCY STOP function	Yes
Protection class IP	IP66, IP67, IP69(IP69K)
Degree of protection NEMA rating	NEMA 1, 2, 3, 3R, 4, 4X, 12K, 13

Shock resistance	
<ul style="list-style-type: none"> • acc. to IEC 60068-2-27 	Sinusoidal half-wave 50 g / 11 ms
Reference code acc. to DIN EN 81346-2	S
Reference code acc. to DIN EN 61346-2	S
Continuous current of the C characteristic MCB	10 A; for a short-circuit current smaller than 400 A
Continuous current of the quick DIAZED fuse link	10 A
Continuous current of the DIAZED fuse link gG	10 A
Operating voltage	
<ul style="list-style-type: none"> • at AC <ul style="list-style-type: none"> — at 50 Hz rated value — at 60 Hz rated value • at DC <ul style="list-style-type: none"> — rated value 	5 ... 500 V 5 ... 500 V 5 ... 500 V

Auxiliary circuit	
Design of the contact of auxiliary contacts	Silver alloy
Number of NC contacts for auxiliary contacts	2
Number of NO contacts for auxiliary contacts	1
Number of CO contacts	
<ul style="list-style-type: none"> • for auxiliary contacts 	0

Connections/Terminals	
Type of electrical connection	
<ul style="list-style-type: none"> • of modules and accessories 	Spring-type terminal
Type of electrical connection on enclosure	Cable routing above and below, both 1 x M20
Tightening torque of the screws in the bracket	1 ... 1.2 N·m
Tightening torque of mounting screws in the enclosure cover	1.5 ... 1.7 N·m

Interfaces	
Design of the interface	
<ul style="list-style-type: none"> • for communication 	without

Ambient conditions	
Ambient temperature	
<ul style="list-style-type: none"> • during operation • during storage 	-25 ... +70 °C -40 ... +80 °C
Environmental category during operation acc. to IEC 60721	3M6, 3S2, 3B2, 3C3, 3K6 (with relative air humidity of 10 ... 95 %, no condensation in operation permitted for all devices behind front panel)

Installation/ mounting/ dimensions	
Mounting type	
<ul style="list-style-type: none"> • of modules and accessories 	Floor mounting
Height	105.4 mm
Width	85 mm

Depth	109 mm
Shape of the installation opening	round

Accessories

Number of labels	1
Marking of the name plate for command devices	A = I
Color of the label	A = black

Certificates/approvals

General Product Approval	Declaration of Conformity
--------------------------	---------------------------



CCC



CSA



UL



VDE



EG-Konf.

Test Certificates	Marine / Shipping
-------------------	-------------------

[Special Test Certificate](#)

[Type Test Certificates/Test Report](#)



ABS



LRS



PRS



RINA

Marine / Shipping	other
-------------------	-------



RMRS



DNVGL.COM/AF

[Confirmation](#)

Further information

Information- and Downloadcenter (Catalogs, Brochures,...)

<http://www.siemens.com/industrial-controls/catalogs>

Industry Mall (Online ordering system)

<https://mall.industry.siemens.com/mall/en/en/Catalog/product?mlfb=3SU1801-0NE00-4AB2>

Cax online generator

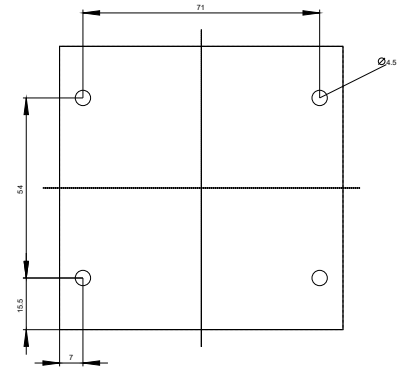
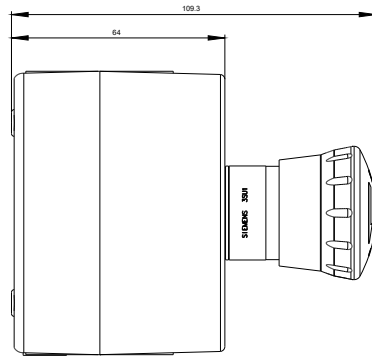
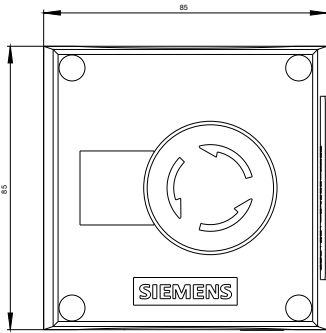
<http://support.automation.siemens.com/WW/CAXorder/default.aspx?lang=en&mlfb=3SU1801-0NE00-4AB2>

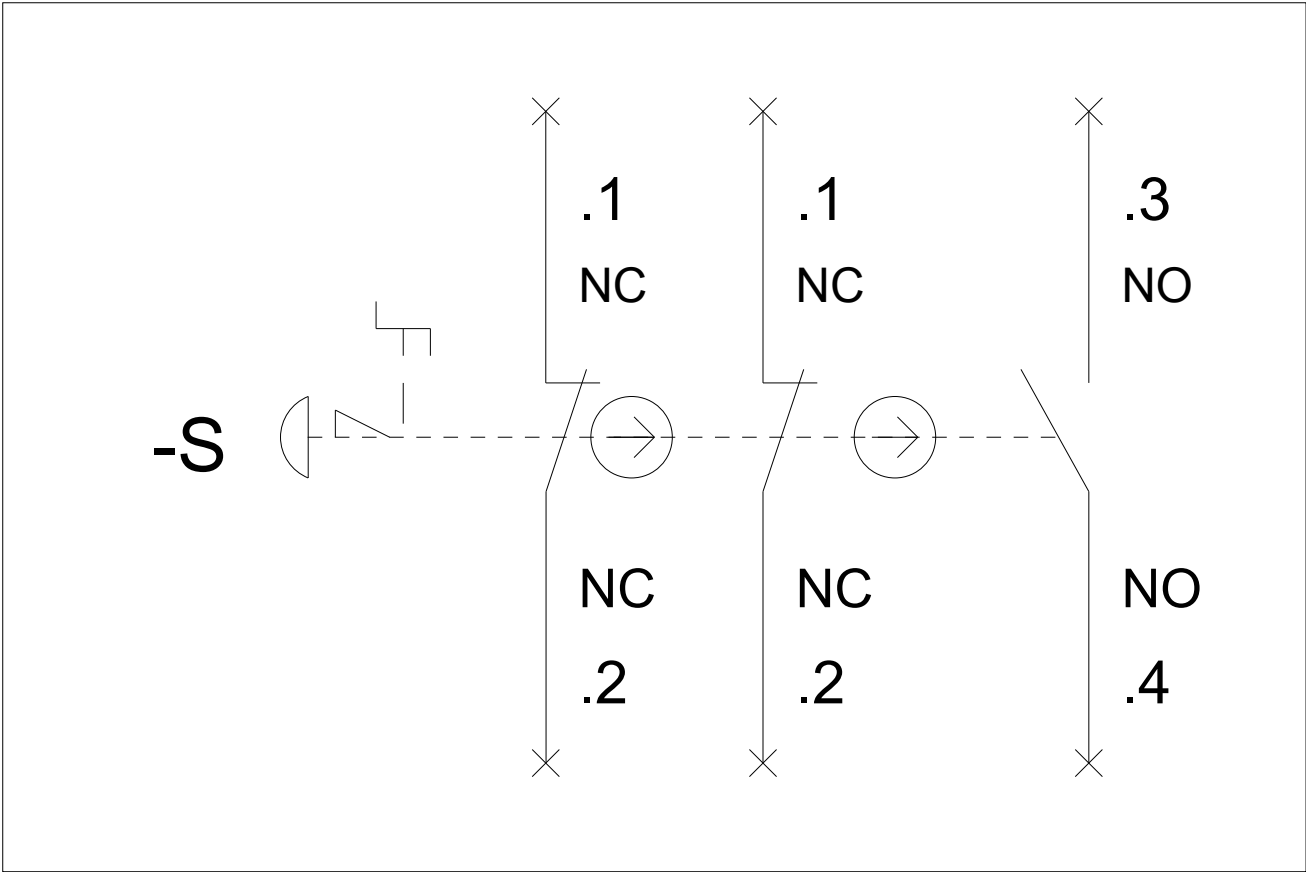
Service&Support (Manuals, Certificates, Characteristics, FAQs,...)

<https://support.industry.siemens.com/cs/ww/en/ps/3SU1801-0NE00-4AB2>

Image database (product images, 2D dimension drawings, 3D models, device circuit diagrams, EPLAN macros, ...)

http://www.automation.siemens.com/bilddb/cax_de.aspx?mlfb=3SU1801-0NE00-4AB2&lang=en





last modified:

01/21/2019