

Digital monitoring relay 3-phase supply voltage Phase sequence can be activated Phase failure 3 x 160 to 690 V 50 to 60 Hz AC Undervoltage and overvoltage 160-690 V Hysteresis 1-20 V 0-20 s each for Umin and Umax 1 CO for Umin 1 CO for Umax screw terminal Successor product for 3UG3041-1BP50



Figure similar

Product brand name	SIRIUS
Product designation	Network monitoring relay with digital setting
Design of the product	5 functions
Product type designation	3UG4

General technical data	
Product function	Phase monitoring relay
Display version LED	No
Insulation voltage	690 V
<ul style="list-style-type: none"> for overvoltage category III according to IEC 60664 — with degree of pollution 3 rated value 	
Degree of pollution	3
Type of voltage	AC
<ul style="list-style-type: none"> for monitoring of the control supply voltage 	
Surge voltage resistance rated value	6 kV
Protection class IP	IP20

Shock resistance	
<ul style="list-style-type: none"> • acc. to IEC 60068-2-27 	sinusoidal half-wave 15g / 11 ms
Mechanical service life (switching cycles)	
<ul style="list-style-type: none"> • typical 	10 000 000
Electrical endurance (switching cycles)	
<ul style="list-style-type: none"> • at AC-15 at 230 V typical 	100 000
Thermal current of the switching element with contacts maximum	5 A
Reference code acc. to DIN 40719 extended according to IEC 204-2 acc. to IEC 750	K
Reference code acc. to DIN EN 81346-2	K
Reference code acc. to DIN EN 61346-2	K
Relative repeat accuracy	1 %

Product Function

Product function	
<ul style="list-style-type: none"> • undervoltage detection • Overvoltage detection • phase sequence recognition • Phase failure detection • Phase unbalance • Overvoltage detection 3 phase • undervoltage detection 3 phases • Voltage window recognition 3 phase • Adjustable open/closed-circuit current principle • Auto-reset 	 Yes Yes Yes Yes Yes Yes Yes Yes Yes Yes

Control circuit/ Control

Control supply voltage at AC	
<ul style="list-style-type: none"> • at 50 Hz rated value • at 60 Hz rated value 	 160 ... 690 V 160 ... 690 V
Operating range factor control supply voltage rated value at AC at 50 Hz	
<ul style="list-style-type: none"> • initial value • Full-scale value 	 1 1
Operating range factor control supply voltage rated value at AC at 60 Hz	
<ul style="list-style-type: none"> • initial value • Full-scale value 	 1 1

Measuring circuit

Adjustable response delay time	
<ul style="list-style-type: none"> • with lower or upper limit violation 	0.1 ... 20 s
Accuracy of digital display	+/-1 digit

Precision	
Relative metering precision	5 %
Auxiliary circuit	
Number of CO contacts	
• delayed switching	2
Operating frequency with 3RT2 contactor maximum	5 000 1/h
Main circuit	
Number of poles for main current circuit	3
Outputs	
Ampacity of the output relay at AC-15	
• at 250 V at 50/60 Hz	3 A
• at 400 V at 50/60 Hz	3 A
Ampacity of the output relay at DC-13	
• at 24 V	1 A
• at 125 V	0.2 A
• at 250 V	0.1 A
Operating current at 17 V minimum	5 mA
Continuous current of the DIAZED fuse link of the output relay	4 A
Electromagnetic compatibility	
Conducted interference	
• due to burst acc. to IEC 61000-4-4	2 kV
• due to conductor-earth surge acc. to IEC 61000-4-5	2 kV
• due to conductor-conductor surge acc. to IEC 61000-4-5	1 kV
Field-bound parasitic coupling acc. to IEC 61000-4-3	10 V/m
Electrostatic discharge acc. to IEC 61000-4-2	6 kV contact discharge / 8 kV air discharge
Galvanic isolation	
Galvanic isolation	
• between entrance and outlet	Yes
• between the outputs	Yes
• between the voltage supply and other circuits	Yes
Connections/Terminals	
Product function	
• removable terminal for auxiliary and control circuit	Yes
Type of electrical connection	screw-type terminals
Type of connectable conductor cross-sections	
• solid	1x (0.5 ... 4 mm ²), 2x (0.5 ... 2.5 mm ²)

<ul style="list-style-type: none"> finely stranded with core end processing at AWG conductors solid at AWG conductors stranded 	1x (0.5 ... 2.5 mm ²), 2x (0.5 ... 1.5 mm ²) 2x (20 ... 14) 2x (20 ... 14)
Connectable conductor cross-section <ul style="list-style-type: none"> solid finely stranded with core end processing 	0.5 ... 4 mm ² 0.5 ... 2.5 mm ²
AWG number as coded connectable conductor cross section <ul style="list-style-type: none"> solid stranded 	20 ... 14 20 ... 14
Tightening torque <ul style="list-style-type: none"> with screw-type terminals 	0.8 ... 1.2 N·m

Installation/ mounting/ dimensions

Mounting position	any
Mounting type	snap-on mounting
Height	92 mm
Width	22.5 mm
Depth	91 mm
Required spacing <ul style="list-style-type: none"> with side-by-side mounting <ul style="list-style-type: none"> forwards Backwards upwards downwards at the side for grounded parts <ul style="list-style-type: none"> forwards Backwards upwards at the side downwards for live parts <ul style="list-style-type: none"> forwards Backwards upwards downwards at the side 	0 mm 0 mm 0 mm 0 mm 0 mm 0 mm 0 mm 0 mm 0 mm 0 mm 0 mm 0 mm 0 mm 0 mm 0 mm






Ambient conditions



Installation altitude at height above sea level <ul style="list-style-type: none"> maximum 	2 000 m
Ambient temperature	

- during operation
- during storage
- during transport

-25 ... +60 °C
-40 ... +85 °C
-40 ... +85 °C

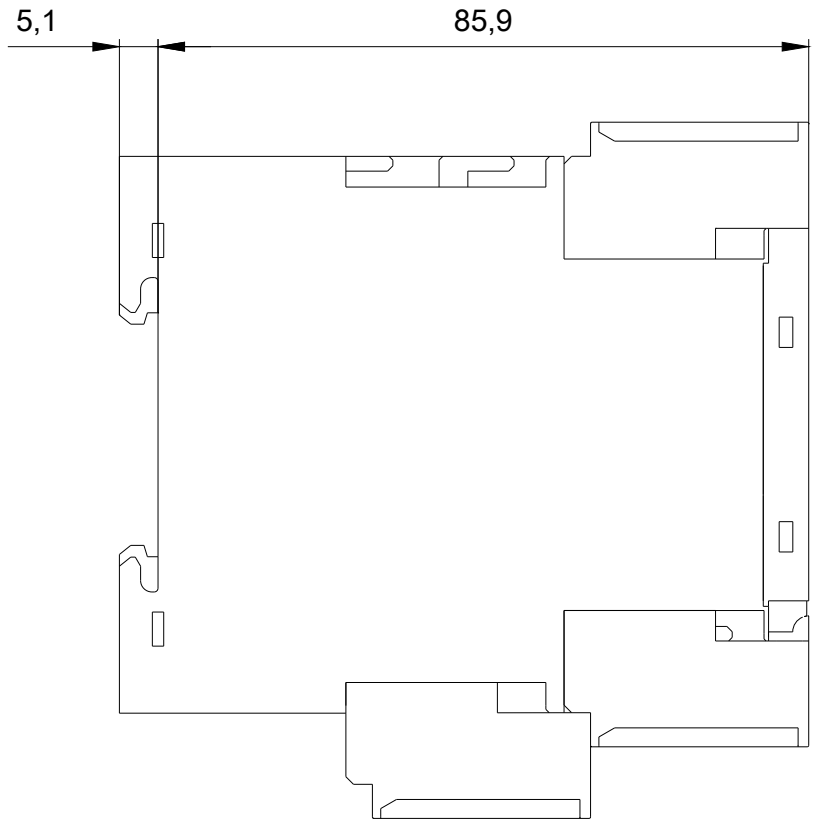
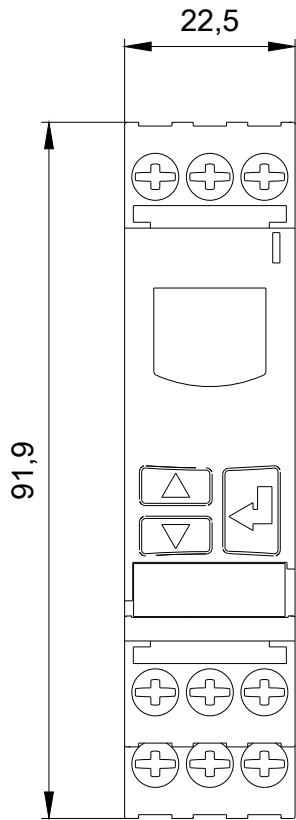
Certificates/approvals

General Product Approval			EMC	Declaration of Conformity	Test Certificates
					Type Test Certificates/Test Report
CCC	UL		C-Tick	EG-Konf.	

Test Certificates	Marine / Shipping	other	Railway
Special Test Certificate	 LRS	 DNVGL.COM/AF	Confirmation Vibration and Shock

Further information

- Information- and Downloadcenter (Catalogs, Brochures,...)**
<http://www.siemens.com/industrial-controls/catalogs>
- Industry Mall (Online ordering system)**
<https://mall.industry.siemens.com/mall/en/en/Catalog/product?mlfb=3UG4615-1CR20>
- Cax online generator**
<http://support.automation.siemens.com/WW/CAXorder/default.aspx?lang=en&mlfb=3UG4615-1CR20>
- Service&Support (Manuals, Certificates, Characteristics, FAQs,...)**
<https://support.industry.siemens.com/cs/ww/en/ps/3UG4615-1CR20>
- Image database (product images, 2D dimension drawings, 3D models, device circuit diagrams, EPLAN macros, ...)**
http://www.automation.siemens.com/bilddb/cax_de.aspx?mlfb=3UG4615-1CR20&lang=en



last modified:

01/20/2019