

Auxiliary switch can be mounted on the side 2 NO spring-type terminal for circuit breaker 3RV2



General technical data:		
Product brand name		SIRIUS
Product designation		auxiliary switch, lateral
Design of the product		lateral auxiliary switches
Size of the circuit-breaker		S00, S0, S2, S3
Protection class IP on the front		IP20
Ambient temperature		
• during storage	°C	-50 ... +80
• during operation	°C	-20 ... +60

Auxiliary circuit:		
Number of NC contacts for auxiliary contacts instantaneous contact		0
Number of NO contacts for auxiliary contacts instantaneous contact		2
Number of CO contacts of auxiliary contacts instantaneous contact		0
Operating current		
• of auxiliary contacts		
— at AC-12		

— at 24 V	A	10
— at 230 V	A	10
— at 400 V	A	10
— at 690 V	A	10
— maximum	A	10
— at AC-15		
— at 24 V	A	6
— at 230 V	A	4
— at 400 V	A	3
— at DC-13		
— at 24 V	A	2
— at 110 V	A	0.5
— at 125 V	A	0.5
— at 220 V	A	0.25
— at 250 V	A	0.25
• at AC-15 at 690 V rated value	A	1

#### Installation/ mounting/ dimensions:

<b>Mounting type</b>		plug-in fixing
<b>Width</b>	mm	9.5
<b>Height</b>	mm	90
<b>Depth</b>	mm	68





#### Connections/ Terminals:




Type of electrical connection for auxiliary and control current circuit		spring-loaded terminals
<b>Type of connectable conductor cross-sections</b>		
• for auxiliary contacts		
— solid		2x (0.5 ... 2.5 mm <sup>2</sup> )
— finely stranded		
— with core end processing		2x (0.5 ... 1.5 mm <sup>2</sup> )
— without core end processing		2x (0.5 ... 1.5 mm <sup>2</sup> )
• at AWG conductors for auxiliary contacts		2x (20 ... 14)

#### Certificates/ approvals:

<b>Certificate of suitability</b>		CE / UL / CSA / CCC
-----------------------------------	--	---------------------

General Product Approval				Declaration of Conformity	Test Certificates
 CCC	 CSA	 UL		 EG-Konf.	<a href="#">Type Test Certificates/Test Report</a>

Test Certificates		Shipping Approval			
<a href="#">Special Test Certificate</a>	<a href="#">Declaration of the Compliance with the order</a>	 ABS	 BUREAU VERITAS	 LRS	 PRS

Shipping Approval		other	Railway	
 RINA	 RMRS	<a href="#">Confirmation</a>	 VDE	<a href="#">Vibration and Shock</a>

#### Further information

**Information- and Downloadcenter (Catalogs, Brochures,...)**

<http://www.siemens.com/industrial-controls/catalogs>

**Industry Mall (Online ordering system)**

<http://www.siemens.com/industrymall>

**Cax online generator**

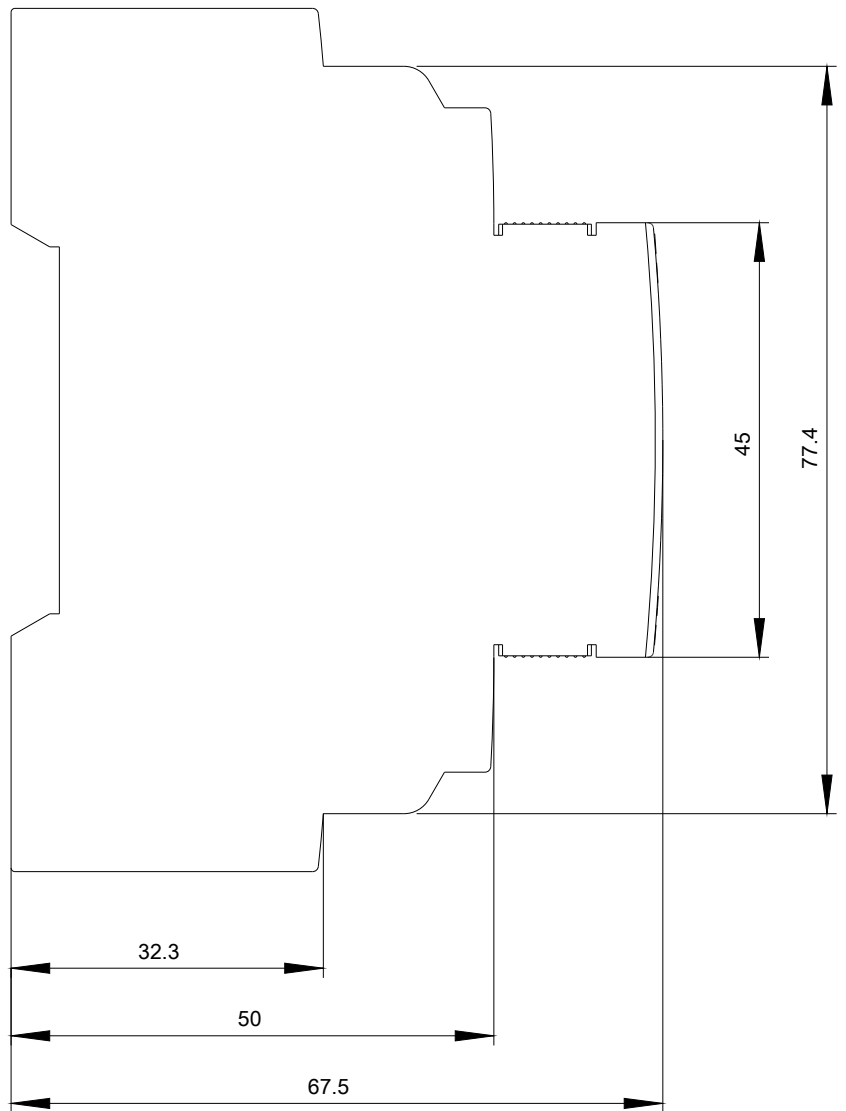
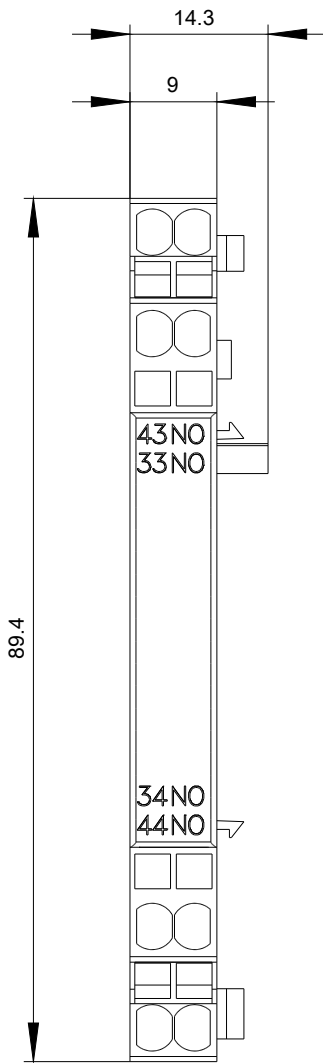
<http://support.automation.siemens.com/WW/CAXorder/default.aspx?lang=en&mlfb=3RV2901-2B>

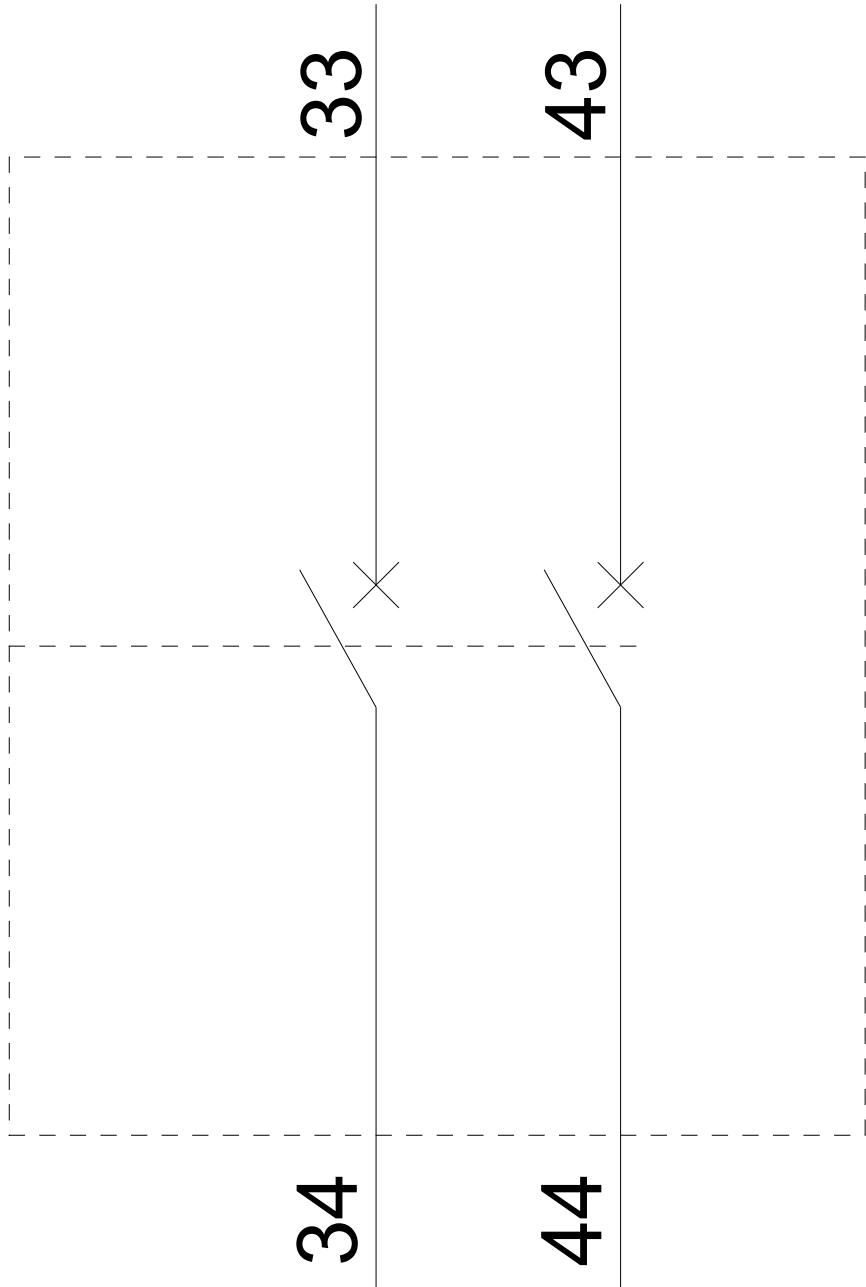
**Service&Support (Manuals, Certificates, Characteristics, FAQs,...)**

<https://support.industry.siemens.com/cs/ww/en/ps/3RV2901-2B>

**Image database (product images, 2D dimension drawings, 3D models, device circuit diagrams, EPLAN macros, ...)**

[http://www.automation.siemens.com/bilddb/cax\\_de.aspx?mlfb=3RV2901-2B&lang=en](http://www.automation.siemens.com/bilddb/cax_de.aspx?mlfb=3RV2901-2B&lang=en)





last modified:

10/31/2018