

Illuminated pushbutton, 22 mm, round, plastic, white, pushbutton, flat, momentary contact type, with holder, 1 NO+1 NC, LED module with integrated LED 24 V AC/DC, screw terminal



Figure similar

<b>Product brand name</b>	SIRIUS ACT
<b>Product designation</b>	Illuminated pushbuttons
<b>Design of the product</b>	Complete unit
<b>Product type designation</b>	3SU1
<b>Manufacturer's article number</b>	
• 1 of supplied contact module	<a href="#">3SU1400-1AA10-1FA0</a>
• of supplied LED module	<a href="#">3SU1401-1BB60-1AA0</a>
• of the supplied holder	<a href="#">3SU1500-0AA10-0AA0</a>
• of the supplied actuator	<a href="#">3SU1001-0AB60-0AA0</a>
<b>Number of command points</b>	1

Actuator	
<b>Manner of function of the actuating element</b>	Momentary contact type
<b>Product extension optional Light source</b>	Yes
<b>Color</b>	
• of the actuating element	White
<b>Material of the actuating element</b>	plastic
<b>Shape of the actuating element</b>	round

Outer diameter of the actuating element	29.45 mm
Number of contact modules	1
<b>Front ring</b>	
Product component front ring	Yes
Design of the front ring	Standard
Material of the front ring	plastic
Color of the front ring	black
<b>Holder</b>	
Material of the holder	Plastic
<b>Display</b>	
Number of LED modules	1
<b>General technical data</b>	
<b>Product function</b>	
• positive opening	Yes
<b>Product component</b>	
• Light source	Yes
<b>Insulation voltage</b>	
• rated value	320 V
<b>Degree of pollution</b>	3
<b>Type of voltage</b>	
• of the operating voltage	AC/DC
<b>Surge voltage resistance rated value</b>	4 kV
<b>Protection class IP</b>	IP66, IP67, IP69(IP69K)
• of the terminal	IP20
<b>Degree of protection NEMA rating</b>	NEMA 1, 2, 3, 3R, 4, 4X, 12, 13
<b>Shock resistance</b>	
• acc. to IEC 60068-2-27	Sinusoidal half-wave 50 g / 11 ms
• for railway applications acc. to DIN EN 61373	Category 1, Class B
<b>Vibration resistance</b>	
• acc. to IEC 60068-2-6	10 ... 500 Hz: 5g
• for railway applications acc. to DIN EN 61373	Category 1, Class B
<b>Operating frequency maximum</b>	3 600 1/h
<b>Mechanical service life (switching cycles)</b>	
• typical	3 000 000
<b>Electrical endurance (switching cycles)</b>	
• typical	10 000 000
<b>Thermal current</b>	10 A
<b>Continuous current of the C characteristic MCB</b>	10 A; for a short-circuit current smaller than 400 A
<b>Continuous current of the quick DIAZED fuse link</b>	10 A
<b>Continuous current of the DIAZED fuse link gG</b>	10 A
<b>Operating voltage</b>	

• at AC	
— at 50 Hz rated value	5 ... 500 V
— at 60 Hz rated value	5 ... 500 V
• at DC	
— rated value	5 ... 500 V

## Power Electronics

<b>Contact reliability</b>	One maloperation per 100 million (17 V, 5 mA), one maloperation per 10 million (5 V, 1 mA)
----------------------------	--

## Supply voltage

<b>Type of voltage of the supply voltage</b>	
• of the light source	AC/DC
<b>Supply voltage of the light source at AC</b>	
• at 50 Hz rated value	24 V
• at 60 Hz rated value	24 V
<b>Supply voltage of the light source at DC</b>	
• rated value	24 V

## Control circuit/ Control

<b>Inrush current of LED module maximum</b>	2 A
---	-----

## Auxiliary circuit

<b>Design of the contact of auxiliary contacts</b>	Silver alloy
<b>Number of NC contacts</b>	
• for auxiliary contacts	1
<b>Number of NO contacts</b>	
• for auxiliary contacts	1
<b>Number of CO contacts</b>	
• for auxiliary contacts	1

## Connections/Terminals

<b>Type of electrical connection</b>	
• of modules and accessories	Screw-type terminal
<b>Type of connectable conductor cross-sections</b>	
• solid with core end processing	2x (0.5 ... 0.75 mm <sup>2</sup> )
• solid without core end processing	2x (1.0 ... 1.5 mm <sup>2</sup> )
• finely stranded with core end processing	2x (0.5 ... 1.5 mm <sup>2</sup> )
• finely stranded without core end processing	2x (1,0 ... 1,5 mm <sup>2</sup> )
• at AWG conductors	2x (18 ... 14)
<b>Tightening torque of the screws in the bracket</b>	1 ... 1.2 N·m
<b>Tightening torque</b>	
• with screw-type terminals	0.8 ... 0.9 N·m

## Lamp

<b>Type of light source</b>	LED
-----------------------------	-----

Color of the light source	white
Light intensity	900 ... 1 400 mcd

### Ambient conditions




<b>Ambient temperature</b>	
<ul style="list-style-type: none"> <li>during operation</li> <li>during storage</li> </ul>	<p>-25 ... +70 °C</p> <p>-40 ... +80 °C</p>
Environmental category during operation acc. to IEC 60721	3M6, 3S2, 3B2, 3K6 (with relative air humidity of 10 ... 95 %, no condensation in operation permitted for all devices behind front panel)


### Installation/ mounting/ dimensions

<b>Mounting type</b>	front mounting
<ul style="list-style-type: none"> <li>of modules and accessories</li> </ul>	Front plate mounting
Height	40 mm
Width	30 mm
Shape of the installation opening	round
Mounting diameter	22.3 mm
Positive tolerance of installation diameter	0.4 mm
Mounting height	11 mm
Installation width	29.5 mm
Installation depth	71.7 mm

### Certificates/approvals

General Product Approval	Declaration of Conformity	Test Certificates
 CCC  CSA  UL	 EAC  CE EG-Konf.	<a href="#">Declaration of the Compliance with the order</a>

Test Certificates	Marine / Shipping
<a href="#">Special Test Certificate</a>	 ABS  LRS  PRS  RINA  RMRS

Marine / Shipping	other
 DNV-GL DNVGL.COM/AF	<a href="#">Confirmation</a>

## Further information

**Information- and Downloadcenter (Catalogs, Brochures,...)**

<http://www.siemens.com/industrial-controls/catalogs>

**Industry Mall (Online ordering system)**

<https://mall.industry.siemens.com/mall/en/en/Catalog/product?mfb=3SU1102-0AB60-1FA0>

**Cax online generator**

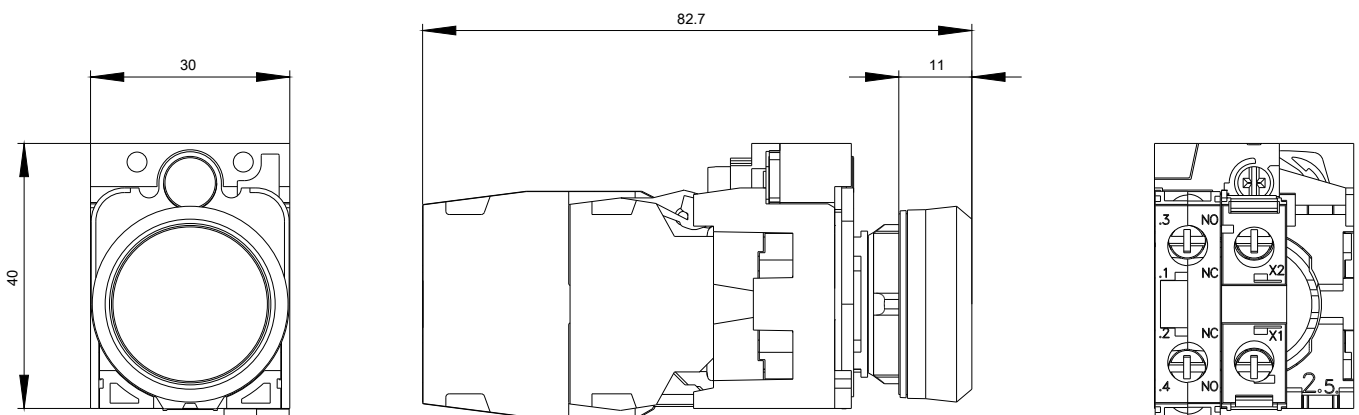
<http://support.automation.siemens.com/WW/CAXorder/default.aspx?lang=en&mfb=3SU1102-0AB60-1FA0>

**Service&Support (Manuals, Certificates, Characteristics, FAQs,...)**

<https://support.industry.siemens.com/cs/ww/en/ps/3SU1102-0AB60-1FA0>

**Image database (product images, 2D dimension drawings, 3D models, device circuit diagrams, EPLAN macros, ...)**

[http://www.automation.siemens.com/bilddb/cax\\_de.aspx?mfb=3SU1102-0AB60-1FA0&lang=en](http://www.automation.siemens.com/bilddb/cax_de.aspx?mfb=3SU1102-0AB60-1FA0&lang=en)



24 V AC/DC  
-P



last modified:

08/13/2018