

Pushbutton, 22 mm, round, plastic, red, pushbutton, flat, momentary contact type, with holder 1 NO+1 NC, screw terminal,



Figure similar

<b>Product brand name</b>	SIRIUS ACT
<b>Product designation</b>	Pushbuttons
<b>Design of the product</b>	Complete unit
<b>Product type designation</b>	3SU1
<b>Manufacturer's article number</b>	
• 1 of supplied contact module	<a href="#">3SU1400-1AA10-1FA0</a>
• of the supplied holder	<a href="#">3SU1500-0AA10-0AA0</a>
• of the supplied actuator	<a href="#">3SU1000-0AB20-0AA0</a>
<b>Number of command points</b>	1

Actuator	
<b>Manner of function of the actuating element</b>	Momentary contact type
<b>Product extension optional Light source</b>	No
<b>Color</b>	
• of the actuating element	Red
<b>Material of the actuating element</b>	plastic
<b>Shape of the actuating element</b>	round
<b>Outer diameter of the actuating element</b>	29.45 mm

Number of contact modules	1
<b>Front ring</b>	
Product component front ring	Yes
Design of the front ring	Standard
Material of the front ring	plastic
Color of the front ring	black
<b>Holder</b>	
Material of the holder	Plastic
<b>Display</b>	
Number of LED modules	0
<b>General technical data</b>	
<b>Product function</b>	
• positive opening	Yes
<b>Product component</b>	
• Light source	No
<b>Insulation voltage</b>	
• rated value	500 V
<b>Degree of pollution</b>	3
<b>Type of voltage</b>	
• of the operating voltage	AC/DC
<b>Surge voltage resistance rated value</b>	6 kV
<b>Protection class IP</b>	IP66, IP67, IP69(IP69K)
• of the terminal	IP20
<b>Degree of protection NEMA rating</b>	NEMA 1, 2, 3, 3R, 4, 4X, 12, 13
<b>Shock resistance</b>	
• acc. to IEC 60068-2-27	Sinusoidal half-wave 50 g / 11 ms
• for railway applications acc. to DIN EN 61373	Category 1, Class B
<b>Vibration resistance</b>	
• acc. to IEC 60068-2-6	10 ... 500 Hz: 5g
• for railway applications acc. to DIN EN 61373	Category 1, Class B
<b>Operating frequency maximum</b>	3 600 1/h
<b>Mechanical service life (switching cycles)</b>	
• typical	10 000 000
<b>Electrical endurance (switching cycles)</b>	
• typical	10 000 000
<b>Thermal current</b>	10 A
<b>Continuous current of the C characteristic MCB</b>	10 A; for a short-circuit current smaller than 400 A
<b>Continuous current of the quick DIAZED fuse link</b>	10 A
<b>Continuous current of the DIAZED fuse link gG</b>	10 A
<b>Operating voltage</b>	
• at AC	

— at 50 Hz rated value	5 ... 500 V
— at 60 Hz rated value	5 ... 500 V
• at DC	
— rated value	5 ... 500 V

## Power Electronics

<b>Contact reliability</b>	One maloperation per 100 million (17 V, 5 mA), one maloperation per 10 million (5 V, 1 mA)
----------------------------	--

## Auxiliary circuit

<b>Design of the contact of auxiliary contacts</b>	Silver alloy
--	--------------

<b>Number of NC contacts</b>	
• for auxiliary contacts	1

<b>Number of NO contacts</b>	
• for auxiliary contacts	1

<b>Number of CO contacts</b>	
• for auxiliary contacts	1

## Connections/Terminals

<b>Type of electrical connection</b>	
• of modules and accessories	Screw-type terminal

<b>Type of connectable conductor cross-sections</b>	
• solid with core end processing	2x (0.5 ... 0.75 mm <sup>2</sup> )
• solid without core end processing	2x (1.0 ... 1.5 mm <sup>2</sup> )
• finely stranded with core end processing	2x (0.5 ... 1.5 mm <sup>2</sup> )
• finely stranded without core end processing	2x (1,0 ... 1,5 mm <sup>2</sup> )
• at AWG conductors	2x (18 ... 14)

<b>Tightening torque of the screws in the bracket</b>	1 ... 1.2 N·m
---	---------------

<b>Tightening torque</b>	
• with screw-type terminals	0.8 ... 0.9 N·m

## Ambient conditions

<b>Ambient temperature</b>	
• during operation	-25 ... +70 °C
• during storage	-40 ... +80 °C

Environmental category during operation acc. to IEC 60721	3M6, 3S2, 3B2, 3C3, 3K6 (with relative air humidity of 10 ... 95 %, no condensation in operation permitted for all devices behind front panel)
---	--

## Installation/ mounting/ dimensions

<b>Mounting type</b>	front mounting
• of modules and accessories	Front plate mounting

<b>Height</b>	40 mm
---------------	-------

<b>Width</b>	30 mm
--------------	-------

<b>Shape of the installation opening</b>	round
--	-------

<b>Mounting diameter</b>	22.3 mm
--------------------------	---------

Positive tolerance of installation diameter	0.4 mm
Mounting height	11 mm
Installation width	29.5 mm
Installation depth	71.7 mm

### Certificates/approvals

<b>General Product Approval</b>	<b>Declaration of Conformity</b>	<b>Test Certificates</b>
 CCC	 CSA	 UL
		
 EG-Konf.		
<a href="#">Declaration of the Compliance with the order</a>		

<b>Test Certificates</b>	<b>Marine / Shipping</b>
<a href="#">Special Test Certificate</a>	 ABS
	 LRS
	 PRS
	 RINA
	 RMRS

<b>Marine / Shipping</b>	<b>other</b>
 DNV-GL DNVGL.COM/AF	<a href="#">Confirmation</a>

### Further information

**Information- and Downloadcenter (Catalogs, Brochures,...)**

<http://www.siemens.com/industrial-controls/catalogs>

**Industry Mall (Online ordering system)**

<https://mall.industry.siemens.com/mall/en/en/Catalog/product?mlfb=3SU1100-0AB20-1FA0>

**Cax online generator**

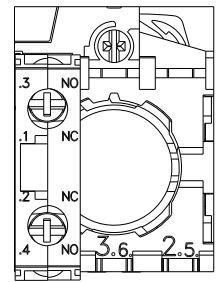
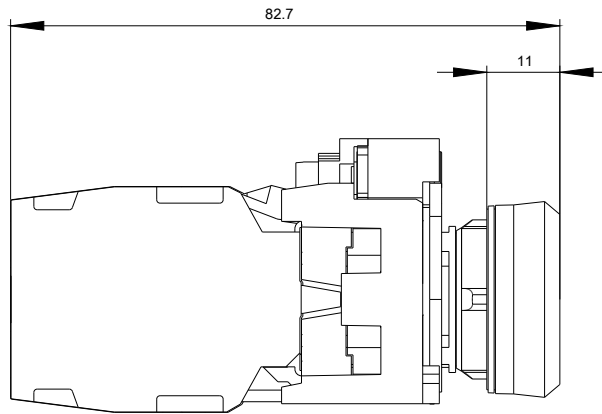
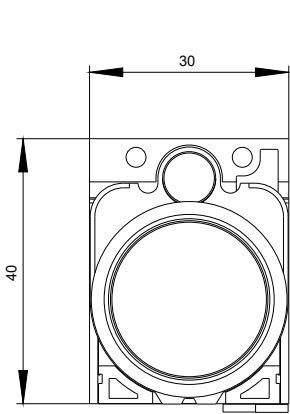
<http://support.automation.siemens.com/WW/CAXorder/default.aspx?lang=en&mlfb=3SU1100-0AB20-1FA0>

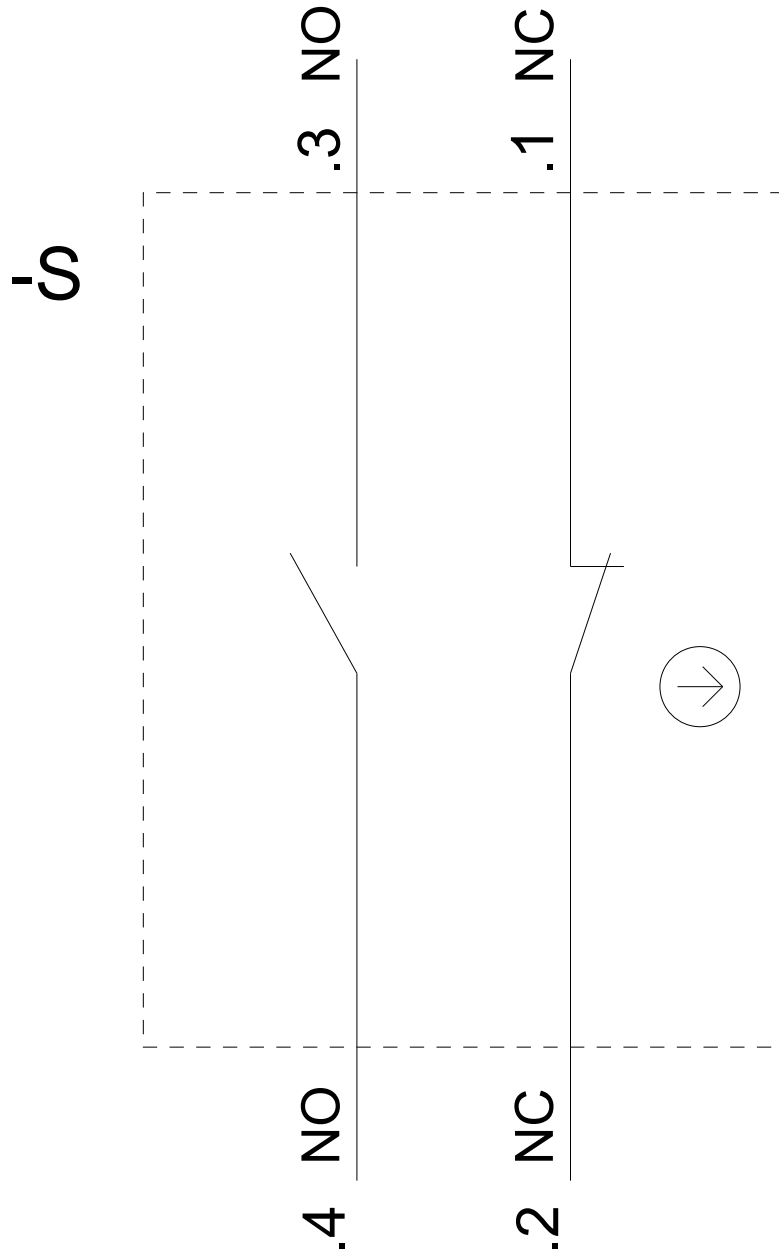
**Service&Support (Manuals, Certificates, Characteristics, FAQs,...)**

<https://support.industry.siemens.com/cs/ww/en/ps/3SU1100-0AB20-1FA0>

**Image database (product images, 2D dimension drawings, 3D models, device circuit diagrams, EPLAN macros, ...)**

[http://www.automation.siemens.com/bilddb/cax\\_de.aspx?mlfb=3SU1100-0AB20-1FA0&lang=en](http://www.automation.siemens.com/bilddb/cax_de.aspx?mlfb=3SU1100-0AB20-1FA0&lang=en)





last modified:

08/13/2018