

Position switch Metal enclosure 31 mm according to EN 50047  
 Device connection 1 x (M20 x 1.5) 1 NO/1 NC quick action contacts  
 Plain plunger, stainless steel



<b>Product brand name</b>	SIRIUS
<b>Product designation</b>	Mechanical position switches
<b>Product type designation</b>	3SE5
<b>Manufacturer's article number</b>	<ul style="list-style-type: none"> <li>• of the supplied basic switch <a href="#">3SE5212-0CC05</a></li> <li>• of the supplied actuator head for position switches <a href="#">3SE5000-0AB01</a></li> <li>• of the supplied switching contacts <a href="#">3SE5000-0CA00</a></li> <li>• of the supplied empty enclosure with cover <a href="#">3SE5212-0AC05</a></li> </ul>
Suitability for use safety switch	Yes

General technical data	
<b>Product function</b>	
<ul style="list-style-type: none"> <li>• positive opening</li> </ul>	Yes
<b>Insulation voltage</b>	
<ul style="list-style-type: none"> <li>• rated value</li> </ul>	400 V
<b>Degree of pollution</b>	class 3
<b>Surge voltage resistance rated value</b>	6 kV
<b>Protection class IP</b>	IP66/IP67
<b>Shock resistance</b>	

• acc. to IEC 60068-2-27	30 g / 11 ms
<b>Vibration resistance</b>	
• acc. to IEC 60068-2-6	0.35 mm/5g
<b>Mechanical service life (switching cycles)</b>	
• typical	15 000 000
<b>Electrical endurance (switching cycles)</b>	
• at AC-15 at 230 V typical	100 000
<b>Electrical endurance (switching cycles) with contactor 3RH11, 3RT1016, 3RT1017, 3RT1024, 3RT1025, 3RT1026 typical</b>	10 000 000
<b>Electrical operating cycles in one hour with contactor 3RH11, 3RT1016, 3RT1017, 3RT1024, 3RT1025, 3RT1026</b>	6 000
<b>Thermal current</b>	10 A
<b>Material of the enclosure of the switch head</b>	metal
<b>Continuous current of the C characteristic MCB</b>	1 A; for a short-circuit current smaller than 400 A
<b>Continuous current of the quick DIAZED fuse link</b>	10 A; for a short-circuit current smaller than 400 A
<b>Continuous current of the DIAZED fuse link gG</b>	6 A
<b>Active principle</b>	mechanical
<b>Repeat accuracy</b>	0.05 mm
<b>Minimum actuating force in activation direction</b>	20 N
<b>Length of the sensor</b>	79.5 mm
<b>Width of the sensor</b>	31 mm
<b>Design of the switching contact</b>	mechanical
<b>Operating frequency rated value</b>	50 ... 60 Hz
<b>Number of NC contacts for auxiliary contacts</b>	1
<b>Number of NO contacts for auxiliary contacts</b>	1
<b>Number of CO contacts for auxiliary contacts</b>	1
<b>Operating current at AC-15</b>	
• at 24 V rated value	6 A
• at 240 V rated value	6 A
• at 400 V rated value	4 A
<b>Operating current at DC-13</b>	
• at 24 V rated value	3 A
• at 125 V rated value	0.55 A
• at 250 V rated value	0.27 A
• at 400 V rated value	0.12 A
<b>Design of the interface for safety-related communication</b>	without
<b>Enclosure</b>	
<b>Design of the housing</b>	block, narrow
<b>Material of the enclosure</b>	metal
<b>Coating of the enclosure</b>	cathodic immersion coating

Design of the housing acc. to standard	Yes
--	-----

### Drive Head

Design of the operating mechanism	Rounded plunger, high grade steel plunger
Standard-compliant actuator head	EN 50041, design B
Shape of the switch head	rounded
Design of the switching function	positive opening
Circuit principle	snap-action contacts
Number of switching contacts safety-related	1

### Connections/Terminals

Type of electrical connection	screw-type terminals
Type of connectable conductor cross-sections	
<ul style="list-style-type: none"> <li>• solid</li> <li>• finely stranded with core end processing</li> <li>• at AWG conductors solid</li> <li>• at AWG conductors stranded</li> </ul>	1x (0.5 ... 1.5 mm <sup>2</sup> ), 2x (0.5 ... 0.75 mm <sup>2</sup> ) 1x (0.5 ... 1.5 mm <sup>2</sup> ), 2x (0.5 ... 0.75 mm <sup>2</sup> ) 1x (20 ... 16), 2x (20 ... 18) 1x (20 ... 16), 2x (20 ... 18)
Cable entry type	1x (M20 x 1.5)

### Communication/ Protocol

Design of the interface	without
-------------------------	---------

### Ambient conditions

Ambient temperature	
<ul style="list-style-type: none"> <li>• during operation</li> <li>• during storage</li> </ul>	-25 ... +85 °C -40 ... +90 °C
Explosion protection category for dust	none

### Installation/ mounting/ dimensions

Mounting position	any
Mounting type	screw fixing

### Certificates/approvals

General Product Approval	Functional Safety/Safety of Machinery	Declaration of Conformity
--------------------------	---------------------------------------	---------------------------



CCC



CSA



UL



[Type Examination Certificate](#)



EG-Konf.

Test Certificates	other
-------------------	-------

[Special Test Certificate](#)

[Confirmation](#)

#### Further information

**Information- and Downloadcenter (Catalogs, Brochures,...)**

<http://www.siemens.com/industrial-controls/catalogs>

**Industry Mall (Online ordering system)**

<https://mall.industry.siemens.com/mall/en/en/Catalog/product?mlfb=3SE5212-0CB01>

**Cax online generator**

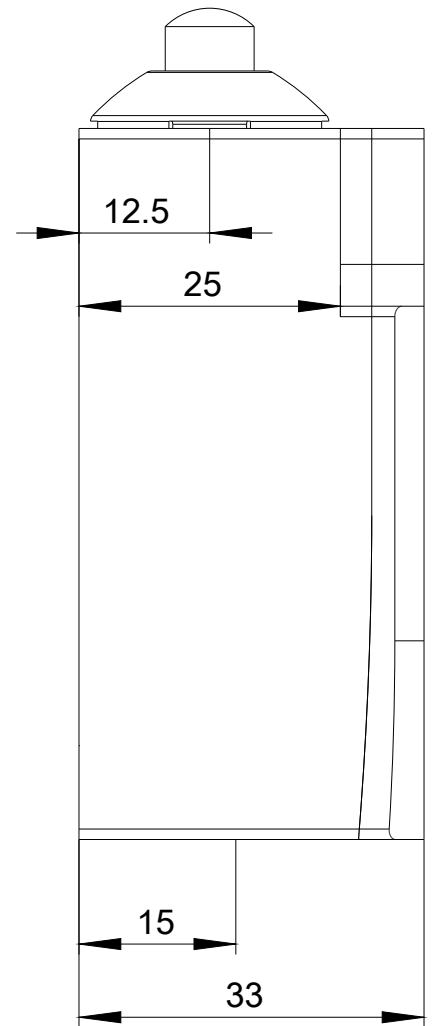
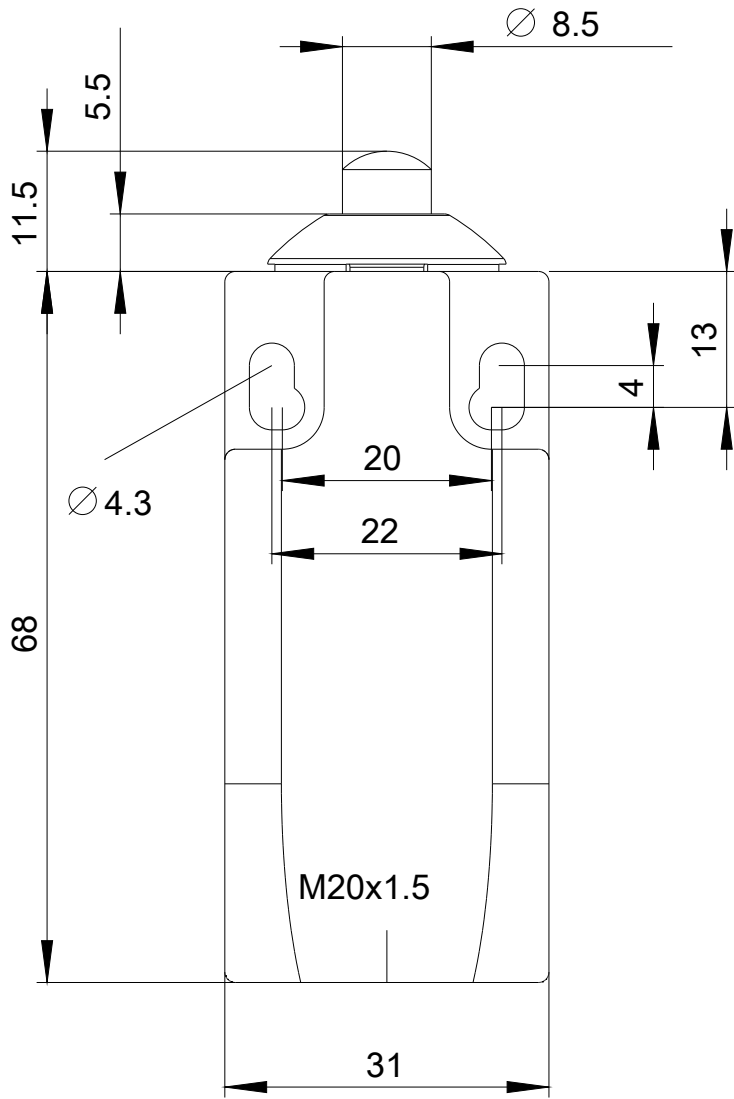
<http://support.automation.siemens.com/WW/CAXorder/default.aspx?lang=en&mlfb=3SE5212-0CB01>

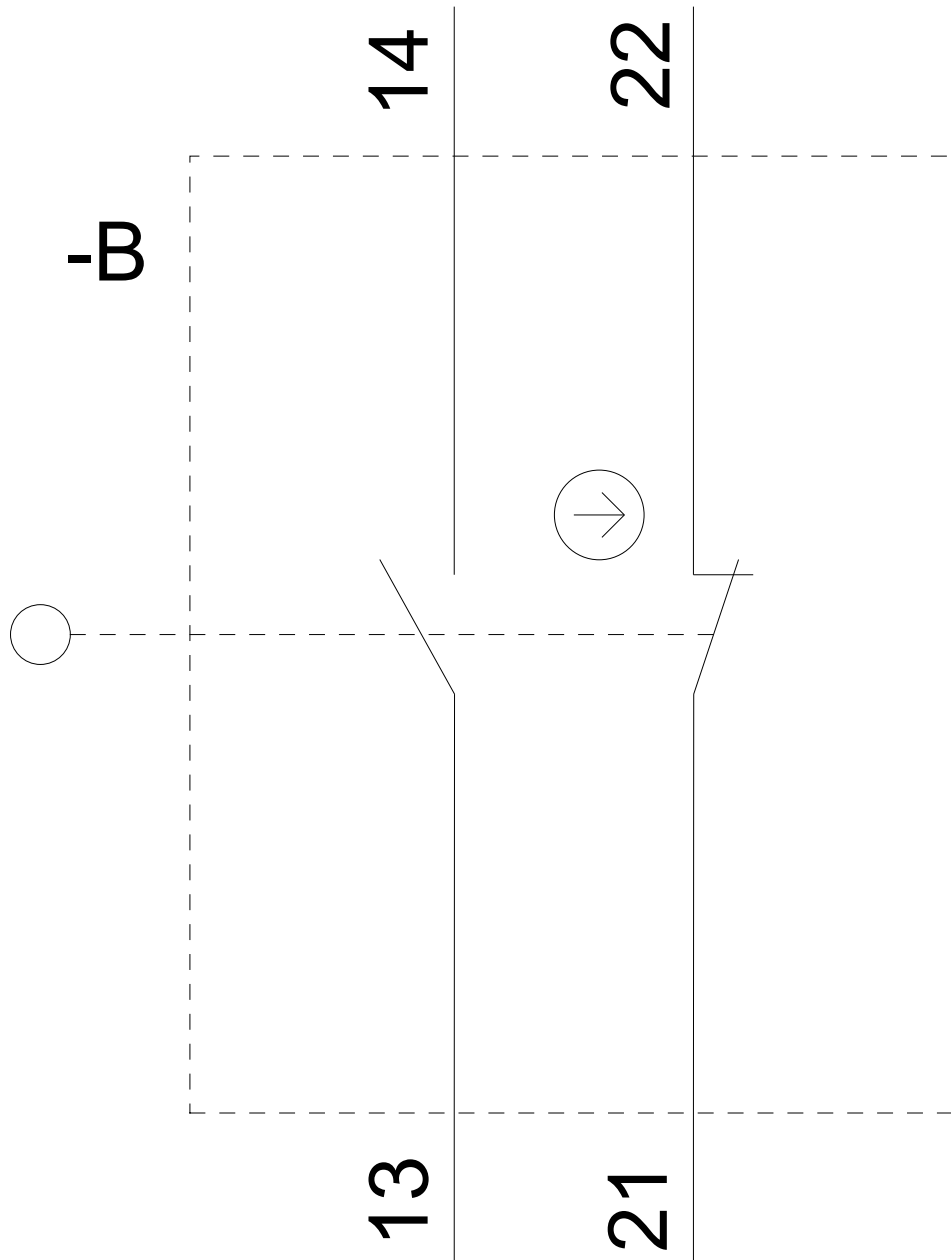
**Service&Support (Manuals, Certificates, Characteristics, FAQs,...)**

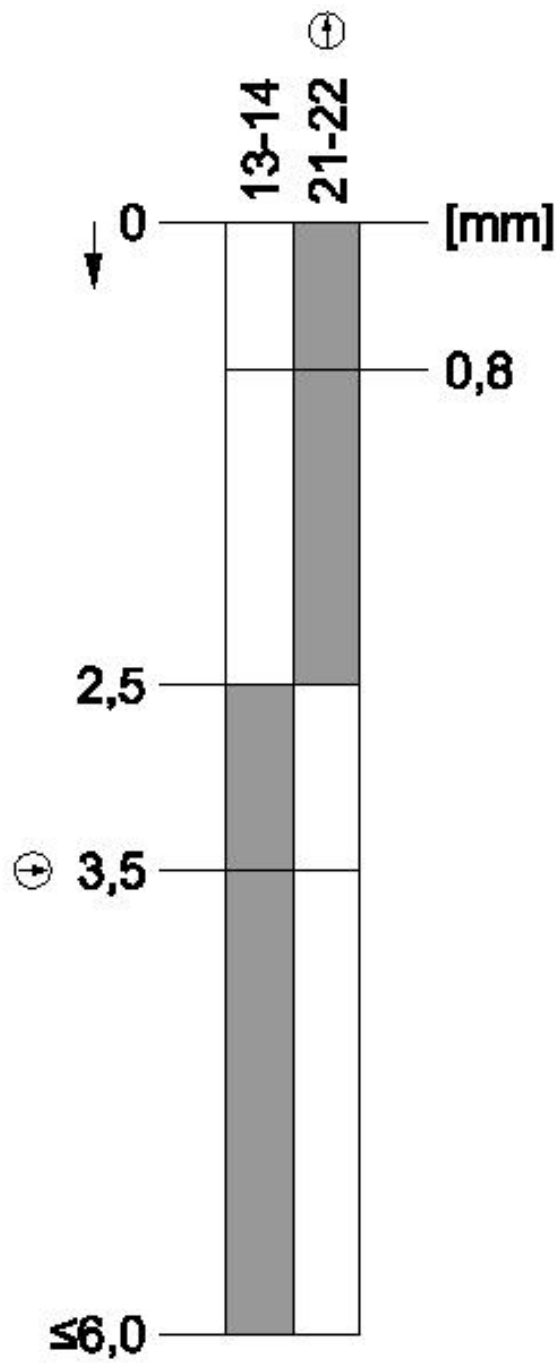
<https://support.industry.siemens.com/cs/ww/en/ps/3SE5212-0CB01>

**Image database (product images, 2D dimension drawings, 3D models, device circuit diagrams, EPLAN macros, ...)**

[http://www.automation.siemens.com/bilddb/cax\\_de.aspx?mlfb=3SE5212-0CB01&lang=en](http://www.automation.siemens.com/bilddb/cax_de.aspx?mlfb=3SE5212-0CB01&lang=en)







last modified:

08/04/2018