

Two-hand operation console for command devices, 22 mm, round, Enclosure material plastic, enclosure top part gray, 3 control points plastic, 8 additional reference holes for 22 mm command devices 2 mushroom pushbuttons black 40 mm, 2x1NO+1NC, screw terminal, 1 EMERGENCY STOP red, 40 mm, 2 NC, screw terminal, Front mounting, with cable cut-outs for metric screw connections



Figure similar

Product brand name	SIRIUS ACT
Product designation	Two-hand operation console
Product type designation	3SU1
Manufacturer's article number	<ul style="list-style-type: none"> • of supplied contact module R2 = 3SU1400-1AA10-1BA0 / L2 = 3SU1400-1AA10-1BA0 / M1 = 3SU1400-1AA10-1CA0 / R1 = 3SU1400-1AA10-1CA0 / L1 = 3SU1400-1AA10-1CA0 / M2 = 3SU1400-1AA10-1CA0 3SU1400-1AA10-1CA0 • of supplied contact module at the command point A 1 3SU1400-1AA10-1BA0 • of supplied contact module at the command point A 3 3SU1400-1AA10-1CA0 • of supplied contact module at the command point B 1 3SU1400-1AA10-1CA0 • of supplied contact module at the command point B 3 3SU1400-1AA10-1CA0 • of supplied contact module at the command point C 1 3SU1400-1AA10-1CA0 • of supplied contact module at the command point C 3 3SU1400-1AA10-1BA0

- of the supplied holder at the command point A
- of the supplied holder at the command point B
- of the supplied holder at the command point C
- of the supplied actuator at the command point A
- of the supplied actuator at the command point B
- of the supplied actuator at the command point C
- of supplied empty enclosure
- of the supplied accessories at the command point B

[3SU1550-0AA10-0AA0](#)

[3SU1550-0AA10-0AA0](#)

[3SU1550-0AA10-0AA0](#)

[3SU1000-1BD10-0AA0](#)

[3SU1000-1HB20-0AA0](#)

[3SU1000-1BD10-0AA0](#)

[3SU1803-3AA00-0AA1](#)

[3SU1900-0BB31-0AT0](#)

Enclosure

Design of the housing	Two-hand operating console with standard components
Material of the enclosure	plastic
Number of command points	3
Color	
<ul style="list-style-type: none"> • of top part of the enclosure 	grey
Delivery state	
<ul style="list-style-type: none"> • as a kit • pre-wired on strip terminal 	No No
Mounting type of the enclosure	Horizontal

Actuator

Design of the operating mechanism	A = mushroom pushbutton / B = EMERGENCY STOP mushroom pushbutton / C = mushroom pushbutton
Manner of function of the actuating element	A = momentary contact / B = latching / C = momentary contact
Product feature	
<ul style="list-style-type: none"> • lockout • staggered switching 	No No
Color	
<ul style="list-style-type: none"> • of the actuating element 	A = black / B = red / C = black
Material of the actuating element	plastic
Shape of the actuating element	round
Number of contact modules	6
Type of unlocking device	A = none / B = rotate to unlock / C = none

Front ring

Product component front ring	Yes
Material of the front ring	plastic
Color of the front ring	black

Holder

Material of the holder	Plastic
-------------------------------	---------

General technical data

Product function	
<ul style="list-style-type: none"> • positive opening • EMERGENCY OFF function • EMERGENCY STOP function 	<p>Yes</p> <p>Yes</p> <p>Yes</p>
Product component	
<ul style="list-style-type: none"> • Stand/pedestal 	No
Protection class IP	IP66
Degree of protection NEMA rating	NEMA 1, 4X, 12K, indoor use only, 13
Shock resistance	
<ul style="list-style-type: none"> • acc. to IEC 60068-2-27 	Sinusoidal half-wave 50 g / 11 ms
Vibration resistance	
<ul style="list-style-type: none"> • acc. to IEC 60068-2-6 	10 ... 500 Hz: 5g
Continuous current of the C characteristic MCB	10 A; for a short-circuit current smaller than 400 A
Continuous current of the quick DIAZED fuse link	10 A
Continuous current of the DIAZED fuse link gG	10 A

Auxiliary circuit

Design of the contact of auxiliary contacts	Silver alloy
Number of NC contacts	
<ul style="list-style-type: none"> • for auxiliary contacts 	4
Number of NO contacts	
<ul style="list-style-type: none"> • for auxiliary contacts 	2
Number of CO contacts	
<ul style="list-style-type: none"> • for auxiliary contacts 	0

Connections/Terminals

Type of electrical connection on enclosure	Cable routing at the rear 2 x M25
---	-----------------------------------

Safety related data

B10 value	
<ul style="list-style-type: none"> • with high demand rate acc. to SN 31920 	100 000
Proportion of dangerous failures	
<ul style="list-style-type: none"> • with low demand rate acc. to SN 31920 • with high demand rate acc. to SN 31920 	<p>20 %</p> <p>20 %</p>
Failure rate [FIT]	
<ul style="list-style-type: none"> • with low demand rate acc. to SN 31920 	100 FIT
T1 value for proof test interval or service life acc. to IEC 61508	20 y

Ambient conditions

Ambient temperature	
<ul style="list-style-type: none"> • during operation • during storage 	<p>-25 ... +70 °C</p> <p>-40 ... +80 °C</p>

Environmental category during operation acc. to IEC 60721

3M6, 3S2, 3B2, 3C3, 3K6 (with relative air humidity of 10 ... 95 %, no condensation in operation permitted for all devices behind front panel)

Installation/ mounting/ dimensions




Mounting type	
• of modules and accessories	Front plate mounting
Height	185.3 mm
Width	469.2 mm
Depth	137.4 mm


Accessories

Number of backing plates	1
Marking of backing plate	EMERGENCY-STOP
Color of backing plate	Yellow

Certificates/approvals

General Product Approval	Declaration of Conformity	Test Certificates
 CCC	 UL	 VDE
 EAC	 EG-Konf.	Declaration of Compliance with the order

Test Certificates	Marine / Shipping
Special Test Certificate	 ABS
	 LRS
	 PRS
	 RINA
	 RMRS

Marine / Shipping	other
 DNV-GL DNVGL.COM/AF	Confirmation

Further information

Information- and Downloadcenter (Catalogs, Brochures,...)

<http://www.siemens.com/industrial-controls/catalogs>

Industry Mall (Online ordering system)

<https://mall.industry.siemens.com/mall/en/en/Catalog/product?mlfb=3SU1803-3NB00-1AE1>

Cax online generator

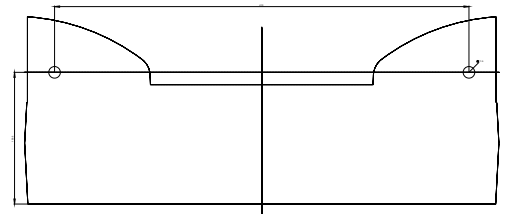
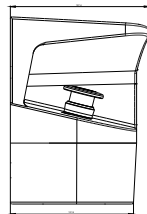
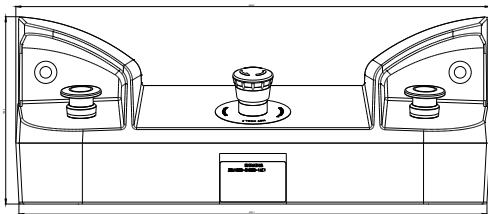
<http://support.automation.siemens.com/WW/CAXorder/default.aspx?lang=en&mlfb=3SU1803-3NB00-1AE1>

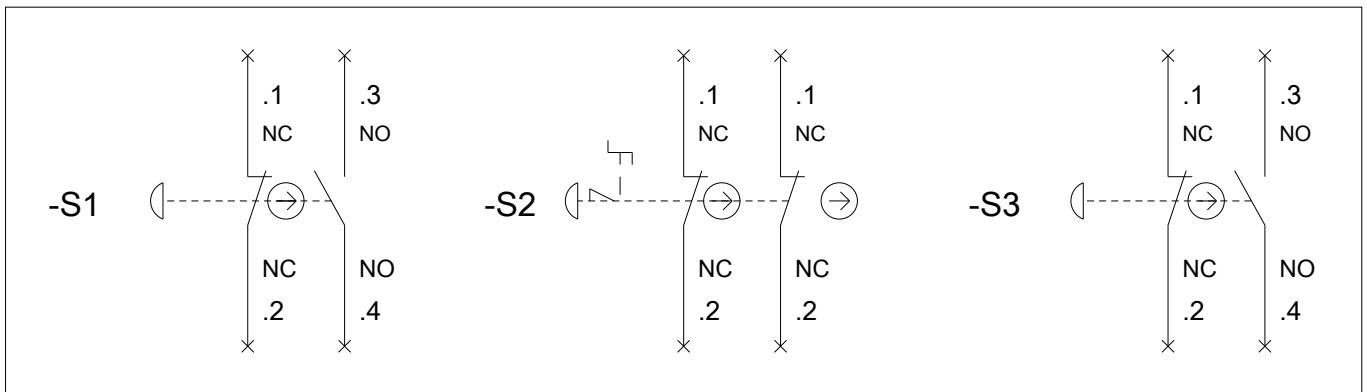
Service&Support (Manuals, Certificates, Characteristics, FAQs,...)

<https://support.industry.siemens.com/cs/ww/en/ps/3SU1803-3NB00-1AE1>

Image database (product images, 2D dimension drawings, 3D models, device circuit diagrams, EPLAN macros, ...)

http://www.automation.siemens.com/bilddb/cax_de.aspx?mlfb=3SU1803-3NB00-1AE1&lang=en





last modified:

07/02/2018