

Illuminated pushbutton, 22 mm, round, plastic, red, pushbutton, flat, momentary contact type, with holder, 1 NC, LED module with integrated LED 24 V AC/DC, Spring-type terminal



Figure similar

Product brand name	SIRIUS ACT
Design of the product	Komplettgerät
Product type designation	3SU1
Manufacturer's article number	<ul style="list-style-type: none"> • 1 of supplied contact module 3SU1400-1AA10-3CA0 • of supplied LED module 3SU1401-1BB20-3AA0 • of the supplied holder 3SU1500-0AA10-0AA0 • of the supplied actuator 3SU1001-0AB20-0AA0
Number of command points	1

Actuator	
Manner of function of the actuating element	Momentary contact type
Product extension optional Light source	Yes
Color	<ul style="list-style-type: none"> • of the actuating element Red
Material of the actuating element	plastic
Shape of the actuating element	round
Outer diameter of the actuating element	29.45 mm

Number of contact modules	1
Front ring	
Product component front ring	Yes
Design of the front ring	Standard
Material of the front ring	plastic
Color of the front ring	black
Holder	
Material of the holder	Plastic
Display	
Number of LED modules	1
General technical data	
Product function	
• positive opening	Yes
Product component	
• Light source	Yes
Insulation voltage	
• rated value	320 V
Degree of pollution	3
Surge voltage resistance rated value	4 kV
Protection class IP	IP66, IP67, IP69(IP69K)
• of the terminal	IP20
Degree of protection NEMA rating	NEMA 1, 2, 3, 3R, 4, 4X, 12, 13
Shock resistance	
• acc. to IEC 60068-2-27	Sinusoidal half-wave 50 g / 11 ms
• for railway applications acc. to DIN EN 61373	Category 1, Class B
Vibration resistance	
• acc. to IEC 60068-2-6	10 ... 500 Hz: 5g
• for railway applications acc. to DIN EN 61373	Category 1, Class B
Operating frequency maximum	3 600 1/h
Mechanical service life (switching cycles)	
• typical	3 000 000
Electrical endurance (switching cycles)	
• typical	10 000 000
Thermal current	10 A
Continuous current of the C characteristic MCB	10 A; for a short-circuit current smaller than 400 A
Continuous current of the quick DIAZED fuse link	10 A
Continuous current of the DIAZED fuse link gG	10 A
Operating voltage	
• at AC	
— at 50 Hz rated value	5 ... 500 V
— at 60 Hz rated value	5 ... 500 V

- at DC
- rated value

5 ... 500 V

Power Electronics

Contact reliability

One maloperation per 100 million (17 V, 5 mA), one maloperation per 10 million (5 V, 1 mA)

Supply voltage

Supply voltage of the light source at AC

- at 50 Hz rated value 24 V
- at 60 Hz rated value 24 V

Supply voltage of the light source at DC

- rated value 24 V

Control circuit/ Control

Switch-on current of LED module maximum

2 A

Auxiliary circuit

Design of the contact of auxiliary contacts

Silver alloy

Number of NC contacts

- for auxiliary contacts 1

Number of NO contacts

- for auxiliary contacts 0

Number of CO contacts

- for auxiliary contacts 0

Connections/Terminals

Type of electrical connection

- of modules and accessories Spring-type terminal

Type of connectable conductor cross-sections

- solid without core end processing 2x (0.25 ... 1.5 mm²)
- finely stranded with core end processing 2x (0.25 ... 0.75 mm²)
- finely stranded without core end processing 2x (0.25 ... 1.5 mm²)
- at AWG conductors 2x (24 ... 16)

Tightening torque of the screws in the bracket

1 ... 1.2 N·m

Lamp

Type of light source

LED

Color of the light source

red

Light intensity

450 ... 1 120 mcd

Ambient conditions

Ambient temperature

- during operation -25 ... +70 °C
- during storage -40 ... +80 °C

Environmental category during operation acc. to IEC 60721	3M6, 3S2, 3B2, 3K6 (with relative air humidity of 10 ... 95 %, no condensation in operation permitted for all devices behind front panel)
---	---

Installation/ mounting/ dimensions

Mounting type	front mounting
• of modules and accessories	Front plate mounting
Height	40 mm
Width	30 mm
Shape of the installation opening	round
Mounting diameter	22.3 mm
Positive tolerance of installation diameter	0.4 mm
Mounting height	11 mm
Installation width	29.5 mm
Installation depth	49.7 mm


Certificates/approvals

General Product Approval	Declaration of Conformity	Test Certificates
 CCC	 CSA	 UL
 EAC	 EG-Konf.	Declaration of the Compliance with the order

Test Certificates	Marine / Shipping
-------------------	-------------------

Special Test Certificate	 ABS	 LRS	 PRS	 RINA	 RMRS
--	--	--	--	---	---

Marine / Shipping	other
-------------------	-------

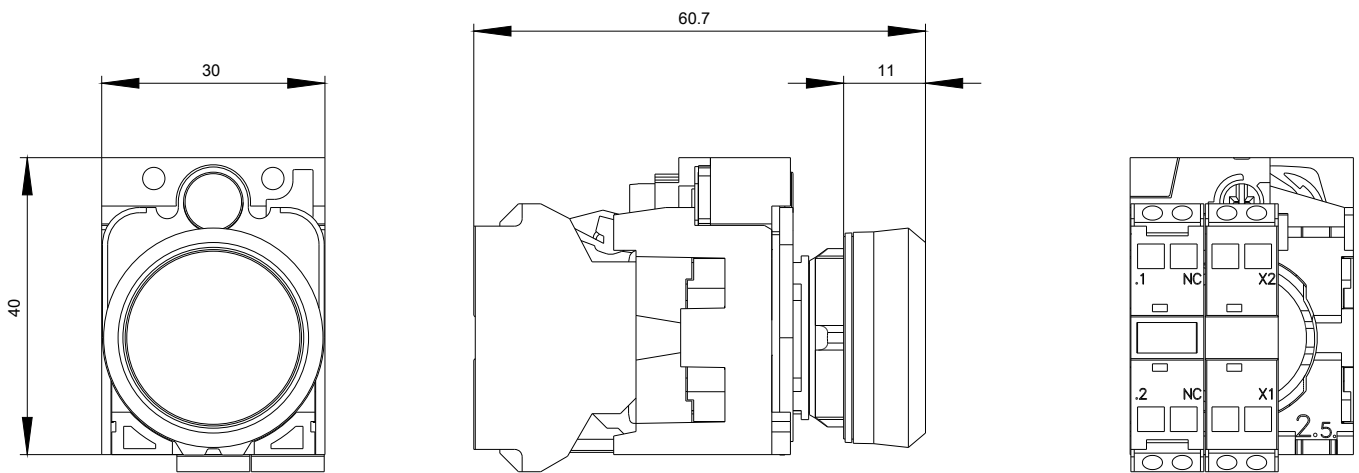
 DNV-GL DNVGL.COM/AF	Confirmation
---	------------------------------

Further information

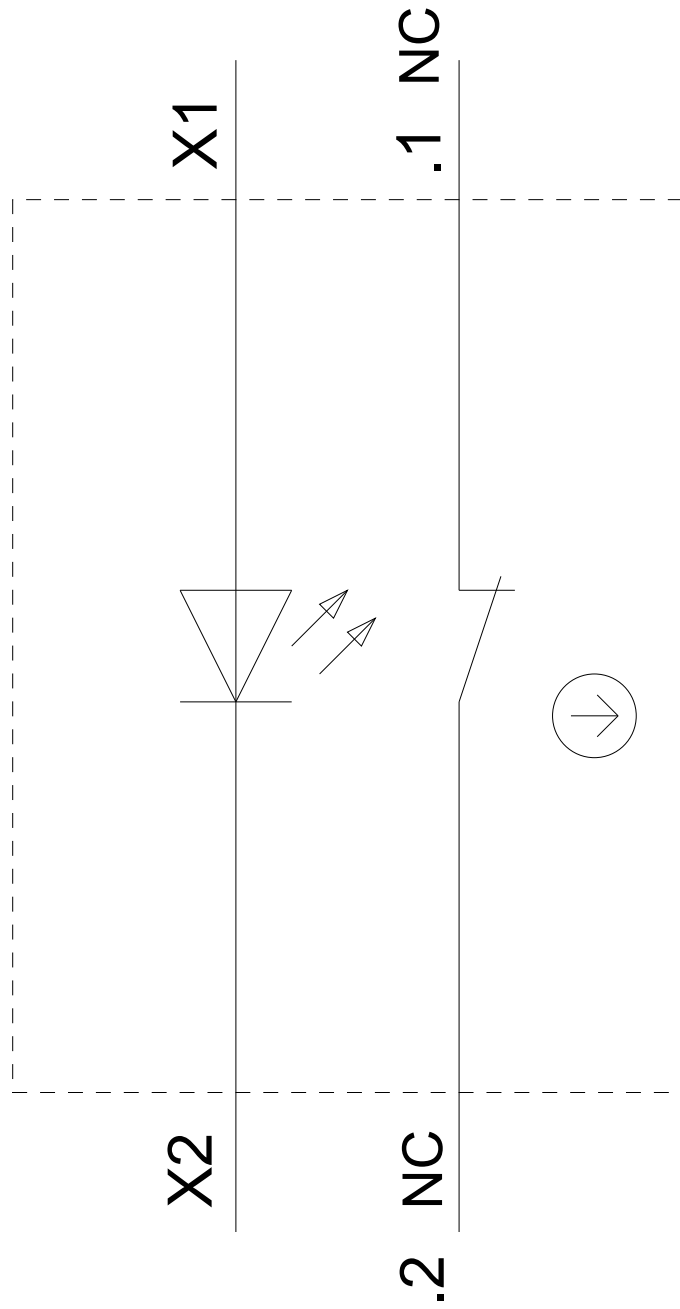
Information- and Downloadcenter (Catalogs, Brochures,...)
<http://www.siemens.com/industrial-controls/catalogs>

Industry Mall (Online ordering system)
<https://mall.industry.siemens.com/mall/en/en/Catalog/product?mlfb=3SU1102-0AB20-3CA0>

Cax online generator
<http://support.automation.siemens.com/WW/CAXorder/default.aspx?lang=en&mlfb=3SU1102-0AB20-3CA0>



24 V AC/DC
-P



last modified:

05/24/2018