

Timing relay, electronic with star-delta (wye-delta) function 1 NO delayed 1 NO instantaneous 1 time range, 1...20 s 200-240 V AC and 380-440 V AC screw terminal



Figure similar

Inrush current peak <ul style="list-style-type: none">• at 240 V• at 440 V	1 A 1.5 A
Duration of inrush current peak <ul style="list-style-type: none">• at 240 V• at 440 V	0.2 ms 0.1 ms

Further information

Information- and Downloadcenter (Catalogs, Brochures,...)

<http://www.siemens.com/industrial-controls/catalogs>

Industry Mall (Online ordering system)

<https://mall.industry.siemens.com/mall/en/en/Catalog/product?mfb=3RP2574-1NM20>

Cax online generator

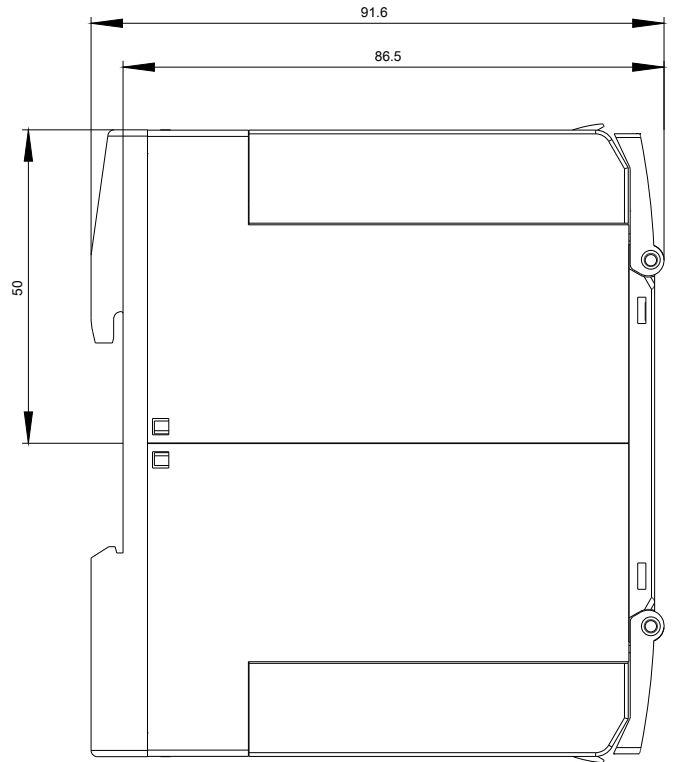
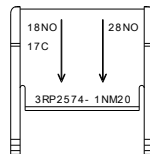
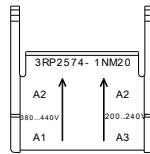
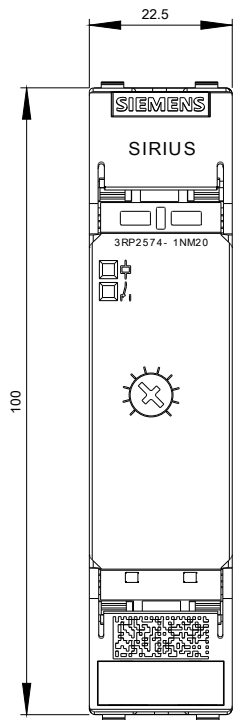
<http://support.automation.siemens.com/WW/CAXorder/default.aspx?lang=en&mfb=3RP2574-1NM20>

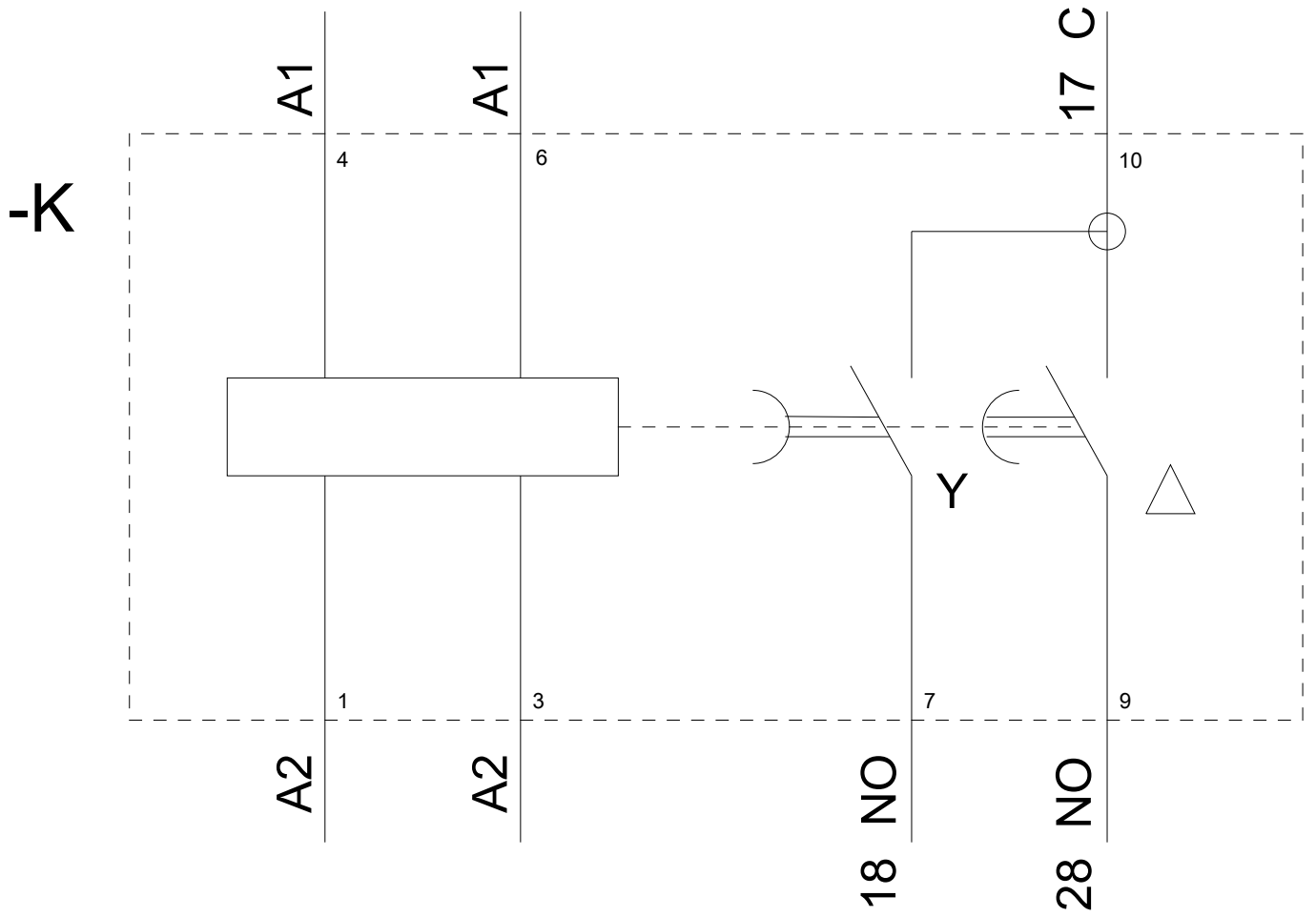
Service&Support (Manuals, Certificates, Characteristics, FAQs,...)

<https://support.industry.siemens.com/cs/ww/en/ps/3RP2574-1NM20>

Image database (product images, 2D dimension drawings, 3D models, device circuit diagrams, EPLAN macros, ...)

http://www.automation.siemens.com/bilddb/cax_de.aspx?mfb=3RP2574-1NM20&lang=en





last modified:

04/27/2018