

Output coupler Optocoupler 1 NO triac, input 24 V DC  
 Output 20-264 V AC, 2 A Overall width 6.2 mm Screw  
 terminal (push-in) Thermal current 2 A



Figure similar

Article number		
<b>Product brand name</b>		SIRIUS
<b>Product category</b>		SIRIUS 3RQ3 coupling relays in slim design
<b>Product designation</b>		Coupling relays with semiconductor output (not plug-in)
<b>Design of the product</b>		Output coupling links
<b>Product type designation</b>		3RQ3

General technical data		
<b>Display version LED</b>		Yes
<b>Product component</b>		
• Relay output		No
• semi-conductor output		Yes
<b>Consumed active power</b>	W	0.25
<b>Insulation voltage</b>		
• for overvoltage category III according to IEC 60664		
— with degree of pollution 3 rated value	V	300
<b>Surge voltage resistance rated value</b>	kV	4

<b>Protection class IP</b>		IP20
<b>Shock resistance</b>		sinusoidal half-wave 15g / 11 ms
<ul style="list-style-type: none"> <li>• acc. to IEC 60068-2-27</li> </ul>		
<b>Vibration resistance</b>		6 ... 150 Hz: 2 g
<ul style="list-style-type: none"> <li>• acc. to IEC 60068-2-6</li> </ul>		
<b>Thermal current</b>	A	2
<b>Equipment marking</b>		K
<ul style="list-style-type: none"> <li>• acc. to DIN EN 61346-2</li> <li>• acc. to DIN EN 81346-2</li> </ul>		K

#### Control circuit/ Control

<b>Control supply voltage at DC</b>		
<ul style="list-style-type: none"> <li>• rated value</li> </ul>	V	11 ... 30
<b>Operating range factor control supply voltage rated value at DC</b>		
<ul style="list-style-type: none"> <li>• initial value</li> <li>• Full-scale value</li> </ul>		1 1
<b>Off-delay time</b>	ms	9
<b>Product component Plug-in socket</b>		No

#### Auxiliary circuit

<b>Type of switching contact</b>		NO contact
<b>Number of NO contacts</b>		1
<ul style="list-style-type: none"> <li>• for auxiliary contacts</li> </ul>		

#### Main circuit

<b>Type of voltage</b>		DC
------------------------	--	----

#### Inputs/ Outputs

<b>Property of the output Short-circuit proof</b>		No
---------------------------------------------------	--	----

#### Electromagnetic compatibility

<b>EMC emitted interference</b>		ambience A (industrial sector)
<ul style="list-style-type: none"> <li>• acc. to IEC 60947-1</li> </ul>		
<b>EMI immunity</b>		corresponds to degree of severity 3
<ul style="list-style-type: none"> <li>• acc. to IEC 60947-1</li> </ul>		
<b>Conducted interference</b>		
<ul style="list-style-type: none"> <li>• due to burst acc. to IEC 61000-4-4</li> <li>• due to conductor-earth surge acc. to IEC 61000-4-5</li> <li>• due to conductor-conductor surge acc. to IEC 61000-4-5</li> </ul>		2 kV 2 kV 1 kV
<b>Field-bound parasitic coupling acc. to IEC 61000-4-3</b>		10 V/m
<b>Electrostatic discharge acc. to IEC 61000-4-2</b>		6 kV contact discharge / 8 kV air discharge

#### Display

<b>Display version</b>		LED green
<ul style="list-style-type: none"> <li>• as status display by LED</li> </ul>		
<b>Connections/Terminals</b>		
<b>Product function</b>		No
<ul style="list-style-type: none"> <li>• removable terminal</li> </ul>		
<b>Type of electrical connection</b>		screw-type terminals
<ul style="list-style-type: none"> <li>• for auxiliary and control current circuit</li> </ul>		
<b>Wire length</b>	m	1 000
<ul style="list-style-type: none"> <li>• at DC maximum</li> </ul>		
<b>Type of connectable conductor cross-sections</b>		1x (0.25 ... 2.5 mm <sup>2</sup> ) 1x (0.25 ... 1.5 mm <sup>2</sup> ) 1 x (20 ... 14)
<ul style="list-style-type: none"> <li>• solid</li> <li>• finely stranded with core end processing</li> <li>• at AWG conductors solid</li> </ul>		
<b>Connectable conductor cross-section</b>	mm <sup>2</sup>	0.25 ... 2.5
<ul style="list-style-type: none"> <li>• solid</li> <li>• finely stranded with core end processing</li> </ul>	mm <sup>2</sup>	0.25 ... 1.5
<b>AWG number as coded connectable conductor cross section</b>		20 ... 14
<ul style="list-style-type: none"> <li>• solid</li> </ul>		
<b>Tightening torque</b>	N·m	0.5 ... 0.6
<ul style="list-style-type: none"> <li>• with screw-type terminals</li> </ul>		
<b>Installation/ mounting/ dimensions</b>		
<b>Mounting position</b>		any
<b>Mounting type</b>		snap-on mounting
<b>Height</b>	mm	93
<b>Width</b>	mm	6.2
<b>Depth</b>	mm	72.5
<b>Required spacing</b>		
<ul style="list-style-type: none"> <li>• with side-by-side mounting <ul style="list-style-type: none"> <li>— forwards</li> <li>— Backwards</li> <li>— upwards</li> <li>— downwards</li> <li>— at the side</li> </ul> </li> <li>• for grounded parts <ul style="list-style-type: none"> <li>— forwards</li> <li>— Backwards</li> <li>— upwards</li> <li>— at the side</li> <li>— downwards</li> </ul> </li> <li>• for live parts</li> </ul>	mm	0 0 0 0 0 0 0 0 0

— forwards	mm	0
— Backwards	mm	0
— upwards	mm	0
— downwards	mm	0
— at the side	mm	0

### Ambient conditions

<b>Installation altitude at height above sea level</b>		
• maximum	m	2 000
<b>Ambient temperature</b>		
• during operation	°C	-25 ... +60
• during storage	°C	-40 ... +85
• during transport	°C	-40 ... +85
<b>Relative humidity</b>		
• during operation	%	10 ... 95

### Certificates/approvals

General Product Approval	Declaration of Conformity	Marine / Shipping
 CCC  CSA  UL	 EAC  CE EG-Konf.	 DNV-GL <small>TYPE APPROVED PRODUCT</small> <small>DNVGL.COM/AF</small>

### other

[Confirmation](#)

### Further information

#### Information- and Downloadcenter (Catalogs, Brochures,...)

<http://www.siemens.com/industrial-controls/catalogs>

#### Industry Mall (Online ordering system)

<https://mall.industry.siemens.com/mall/en/en/Catalog/product?mlfb=3RQ3052-1SM50>

#### Cax online generator

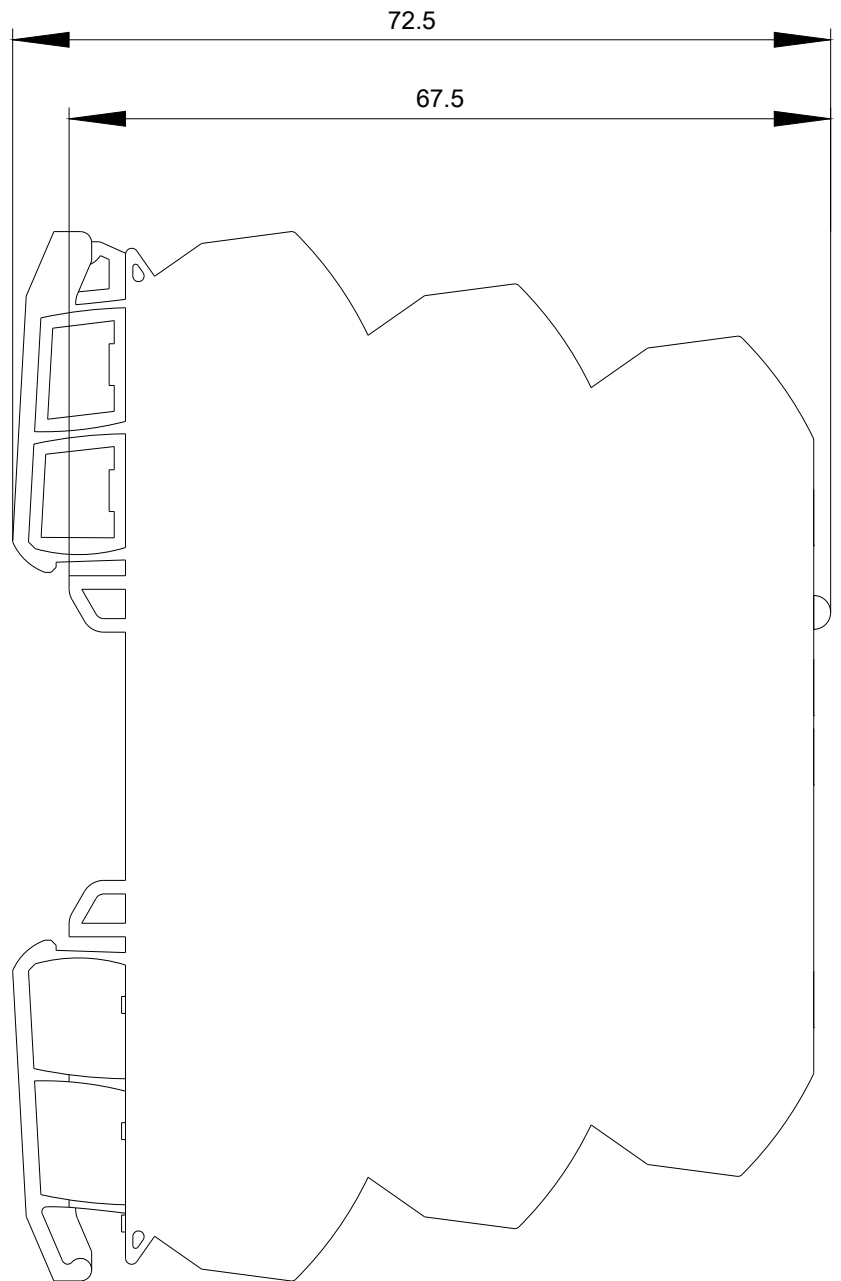
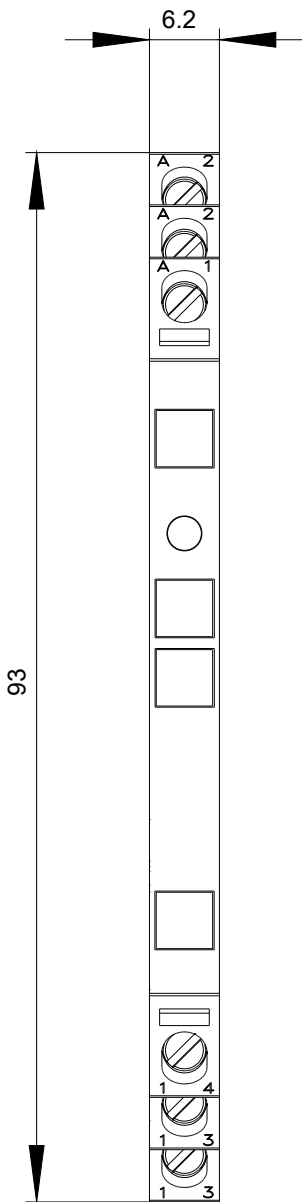
<http://support.automation.siemens.com/WW/CAXorder/default.aspx?lang=en&mlfb=3RQ3052-1SM50>

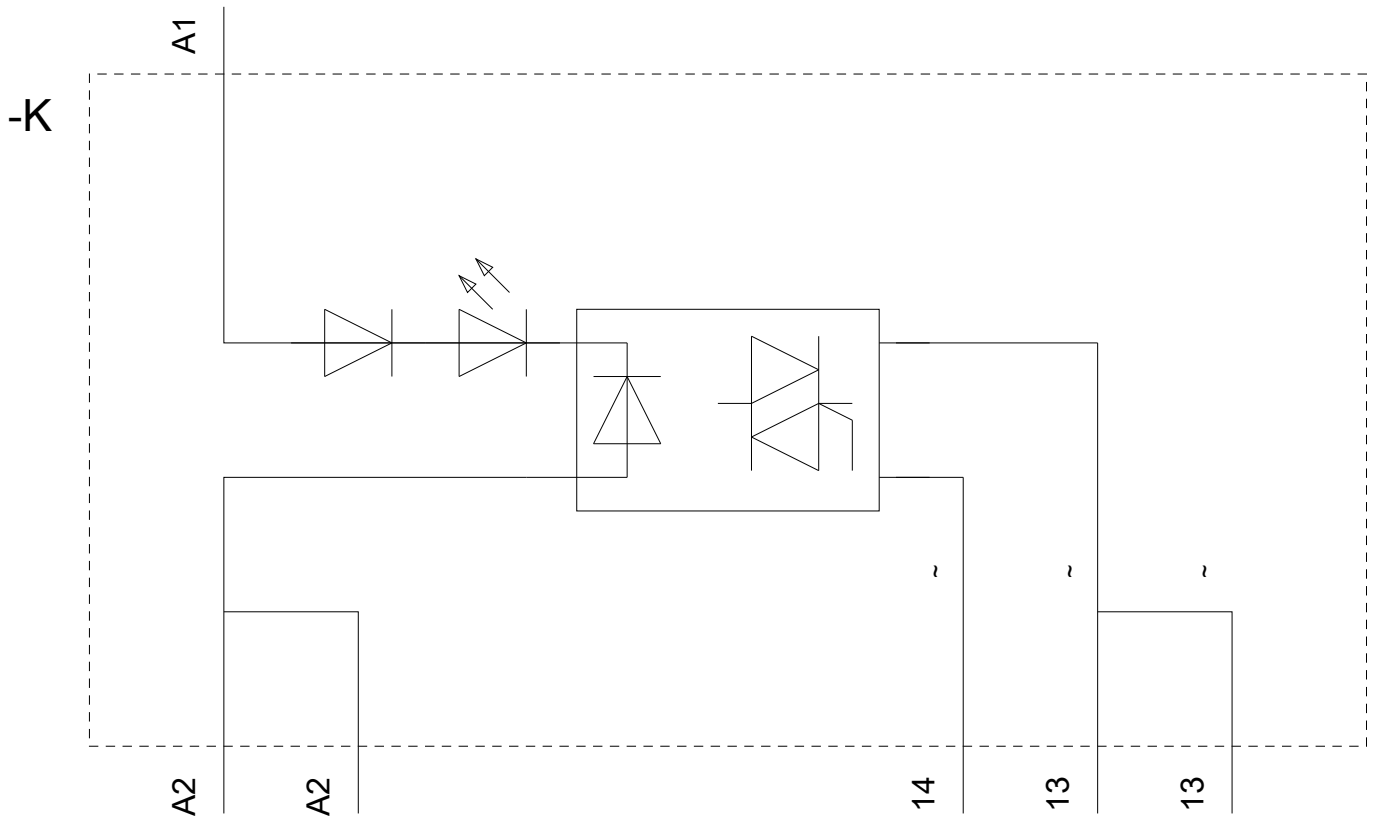
#### Service&Support (Manuals, Certificates, Characteristics, FAQs,...)

<https://support.industry.siemens.com/cs/ww/en/ps/3RQ3052-1SM50>

#### Image database (product images, 2D dimension drawings, 3D models, device circuit diagrams, EPLAN macros, ...)

[http://www.automation.siemens.com/bilddb/cax\\_de.aspx?mlfb=3RQ3052-1SM50&lang=en](http://www.automation.siemens.com/bilddb/cax_de.aspx?mlfb=3RQ3052-1SM50&lang=en)





last modified:

09/25/2017