





RONIS KEY-OPERATED SWITCH, 22MM, ROUND, METAL, SHINY, LOCK NO. SB30, WITH 2 KEYS, 2 SWITCH POSITIONS O-I, LATCHING, ACTUATING ANGLE 90 DEG., 10:30H/13:30H, KEY REMOVAL POS. O+I, POSSIBLE SPECIAL LOCKS: SB31, 421, 455



Figure similar

Product brand name	SIRIUS ACT
Product designation	Key-operated switches
Product type designation	3SU1
<b>Actuator</b>	
Design of the operating mechanism	Key-operated switch
Manner of function of the actuating element	latching, 90° (10:30 h/13:30 h)
Product extension optional Light source	No
Color	
• of the actuating element	Silver
Material of the actuating element	metal
Shape of the actuating element	Key
Outer diameter of the actuating element	29.5 mm
Number of switching positions	2
Switch position for key distraction	O+I
Actuating angle	
• clockwise	90°
Lock make	RONIS

<b>Key number</b>	SB30
<b>Front ring</b>	
<b>Product component front ring</b>	Yes
<b>Design of the front ring</b>	Standard
<b>Material of the front ring</b>	Metal, high gloss
<b>Color of the front ring</b>	silver
<b>General technical data</b>	
<b>Protection class IP</b>	IP66, IP67, IP69(IP69K)
• of the terminal	IP20
<b>Degree of protection NEMA rating</b>	NEMA 1, 2, 3, 3R, 4, 4X, 12
<b>Shock resistance</b>	
• acc. to IEC 60068-2-27	Sinusoidal half-wave 50 g / 11 ms
<b>Vibration resistance</b>	
• acc. to IEC 60068-2-6	10 ... 500 Hz: 5g
<b>Operating frequency maximum</b>	1 800 1/h
<b>Mechanical service life (switching cycles)</b>	
• typical	300 000
<b>Equipment marking</b>	
• acc. to DIN EN 61346-2	S
• acc. to DIN EN 81346-2	S
<b>Ambient conditions</b>	
<b>Ambient temperature</b>	
• during operation	-25 ... +70 °C
• during storage	-40 ... +80 °C
Environmental category during operation acc. to IEC 60721	3M6, 3S2, 3B2, 3C3, 3K6 (with relative air humidity of 10 ... 95 %)
<b>Installation/ mounting/ dimensions</b>	
<b>Height</b>	29.5 mm
<b>Width</b>	29.5 mm
<b>Shape of the installation opening</b>	round
<b>Mounting diameter</b>	22.3 mm
<b>Positive tolerance of installation diameter</b>	0.4 mm
<b>Mounting height</b>	49.4 mm
<b>Installation width</b>	29.5 mm
<b>Installation depth</b>	25.4 mm
<b>Certificates/approvals</b>	

General Product Approval			Declaration of Conformity	Test Certificates	
 CSA	 UL		 EG-Konf.	<a href="#">Declaration of the Compliance with the order</a>	<a href="#">Special Test Certificate</a>

**other**

[Confirmation](#)

**Further information**

**Information- and Downloadcenter (Catalogs, Brochures,...)**

<http://www.siemens.com/industrial-controls/catalogs>

**Industry Mall (Online ordering system)**

<https://mall.industry.siemens.com/mall/en/en/Catalog/product?mlfb=3SU1050-4BF11-0AA0>

**Cax online generator**

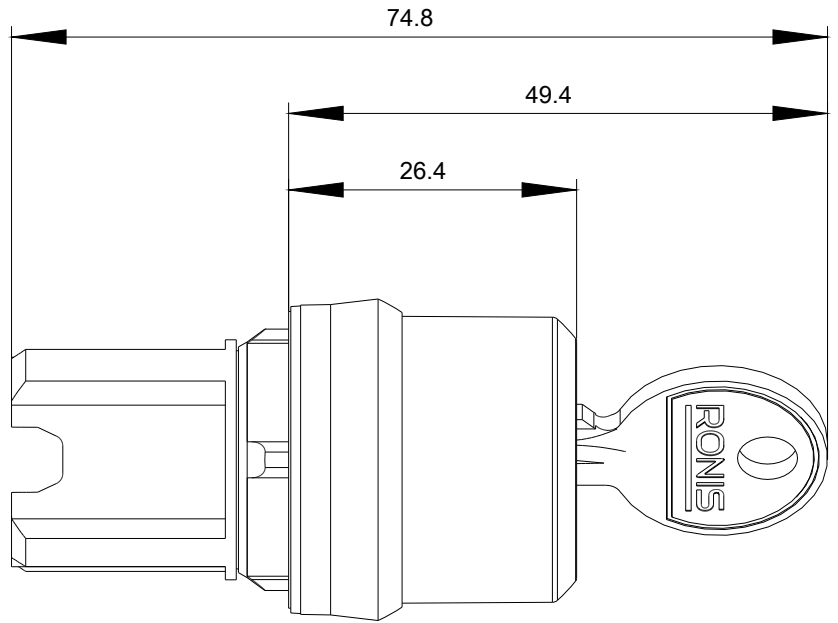

<http://support.automation.siemens.com/WW/CAXorder/default.aspx?lang=en&mlfb=3SU1050-4BF11-0AA0>

**Service&Support (Manuals, Certificates, Characteristics, FAQs,...)**

<https://support.industry.siemens.com/cs/ww/en/ps/3SU1050-4BF11-0AA0>

**Image database (product images, 2D dimension drawings, 3D models, device circuit diagrams, EPLAN macros, ...)**

[http://www.automation.siemens.com/bilddb/cax\\_de.aspx?mlfb=3SU1050-4BF11-0AA0&lang=en](http://www.automation.siemens.com/bilddb/cax_de.aspx?mlfb=3SU1050-4BF11-0AA0&lang=en)



last modified:

09/25/2017