

SELECTOR SWITCH, CAN BE ILLUM., 22MM, ROUND, PLASTIC, BLACK, WHITE, SHORT SELECTOR SWITCH, 2 SWITCH POSITIONS O-I, LATCHING, 10:30H/13:30H, WITH HOLDER, 1NO, SPRING-TYPE TERMINAL



Figure similar

<b>Product brand name</b>	SIRIUS ACT
<b>Product designation</b>	Selector switches
<b>Product type designation</b>	3SU1
<b>Manufacturer's article number</b>	<ul style="list-style-type: none"> <li>• of supplied contact module <a href="#">3SU1400-1AA10-3BA0</a></li> <li>• 1 of supplied contact module <a href="#">3SU1400-1AA10-3BA0</a></li> <li>• of the supplied holder <a href="#">3SU1500-0AA10-0AA0</a></li> <li>• of the supplied actuator <a href="#">3SU1002-2BF60-0AA0</a></li> </ul>

Enclosure	
<b>Number of command points</b>	1

Actuator	
<b>Design of the operating mechanism</b>	Selector switch, short black handle
<b>Manner of function of the actuating element</b>	latching, 90° (10:30 h/13:30 h)
<b>Product extension optional Light source</b>	Yes
<b>Color of the actuating element</b>	White
<b>Material of the actuating element</b>	plastic
<b>Shape of the actuating element</b>	round

<b>Outer diameter of the actuating element</b>	32.3 mm
<b>Number of contact modules</b>	1
<b>Number of switching positions</b>	2
<b>Actuating angle</b>	90°
• clockwise	

<b>Front ring</b>	
<b>Product component front ring</b>	Yes
<b>Design of the front ring</b>	standard
<b>Material of the front ring</b>	plastic
<b>Color of the front ring</b>	black

<b>Holder</b>	
<b>Material of the holder</b>	Plastic

<b>Display</b>	
<b>Number of LED modules</b>	0

<b>General technical data</b>	
<b>Product function</b>	No
• positive opening	
<b>Product component</b>	No
• Light source	
<b>Insulation voltage</b>	500 V
• rated value	
<b>Degree of pollution</b>	3
<b>Surge voltage resistance rated value</b>	6 kV
<b>Protection class IP</b>	IP66, IP67, IP69(IP69K)
• of the terminal	IP20
<b>Degree of protection NEMA rating</b>	NEMA 1, 2, 3, 3R, 4, 4X, 12
<b>Shock resistance</b>	Sinusoidal half-wave 50 g / 11 ms Category 1, Class B
• acc. to IEC 60068-2-27	
• for railway applications acc. to DIN EN 61373	
<b>Vibration resistance</b>	10 ... 500 Hz: 5g Category 1, Class B
• acc. to IEC 60068-2-6	
• for railway applications acc. to DIN EN 61373	
<b>Operating frequency maximum</b>	1 800 1/h
<b>Mechanical service life (switching cycles)</b>	1 000 000
• typical	
<b>Electrical endurance (switching cycles)</b>	10 000 000
• typical	
<b>Thermal current</b>	10 A
<b>Equipment marking</b>	S
• acc. to DIN EN 61346-2	
• acc. to DIN EN 81346-2	S

Continuous current of the C characteristic MCB	10 A; for a short-circuit current smaller than 400 A
Continuous current of the quick DIAZED fuse link	10 A
Continuous current of the DIAZED fuse link gG	10 A

### Main circuit

<b>Operating voltage</b>	
<ul style="list-style-type: none"> <li>• at AC <ul style="list-style-type: none"> <li>— at 50 Hz rated value</li> <li>— at 60 Hz rated value</li> </ul> </li> <li>• at DC <ul style="list-style-type: none"> <li>— rated value</li> </ul> </li> </ul>	5 ... 500 V 5 ... 500 V 5 ... 500 V

### Power Electronics

<b>Contact reliability</b>	One maloperation per 100 million (17 V, 5 mA), one maloperation per 10 million (5 V, 1 mA)
----------------------------	--

### Auxiliary circuit

<b>Design of the contact of auxiliary contacts</b>	Silver alloy
<b>Number of NC contacts</b>	
<ul style="list-style-type: none"> <li>• for auxiliary contacts</li> </ul>	0
<b>Number of NO contacts</b>	
<ul style="list-style-type: none"> <li>• for auxiliary contacts</li> </ul>	1
<b>Number of CO contacts</b>	
<ul style="list-style-type: none"> <li>• for auxiliary contacts</li> </ul>	0

### Connections/Terminals

<b>Type of electrical connection</b>	
<ul style="list-style-type: none"> <li>• of modules and accessories</li> </ul>	Spring-type terminal
<b>Type of connectable conductor cross-sections</b>	
<ul style="list-style-type: none"> <li>• solid without core end processing</li> <li>• finely stranded with core end processing</li> <li>• finely stranded without core end processing</li> <li>• at AWG conductors</li> </ul>	2x (0.25 ... 1.5 mm <sup>2</sup> ) 2x (0.25 ... 0.75 mm <sup>2</sup> ) 2x (0.25 ... 1.5 mm <sup>2</sup> ) 2x (24 ... 16)
<b>Tightening torque of the screws in the bracket</b>	1 ... 1.2 N·m

### Safety related data

<b>B10 value</b>	
<ul style="list-style-type: none"> <li>• with high demand rate acc. to SN 31920</li> </ul>	100 000
<b>Proportion of dangerous failures</b>	
<ul style="list-style-type: none"> <li>• with low demand rate acc. to SN 31920</li> <li>• with high demand rate acc. to SN 31920</li> </ul>	20 % 20 %
<b>Failure rate [FIT]</b>	
<ul style="list-style-type: none"> <li>• with low demand rate acc. to SN 31920</li> </ul>	100 FIT
<b>T1 value for proof test interval or service life acc. to IEC 61508</b>	20 y

## Ambient conditions

<b>Ambient temperature</b>	
<ul style="list-style-type: none"> <li>during operation</li> <li>during storage</li> </ul>	<p>-25 ... +70 °C</p> <p>-40 ... +80 °C</p>
Environmental category during operation acc. to IEC 60721	3M6, 3S2, 3B2, 3C3, 3K6 (with relative air humidity of 10 ... 95 %, no condensation in operation permitted for all devices behind front panel)


## Installation/ mounting/ dimensions

<b>Mounting type</b>	
<ul style="list-style-type: none"> <li>of modules and accessories</li> </ul>	Front plate mounting
<b>Height</b>	40 mm
<b>Width</b>	32.3 mm
<b>Shape of the installation opening</b>	round
<b>Mounting diameter</b>	22.3 mm
<b>Positive tolerance of installation diameter</b>	0.4 mm
<b>Mounting height</b>	28.8 mm
<b>Installation width</b>	32.3 mm
<b>Installation depth</b>	49.7 mm

## Certificates/approvals

<b>General Product Approval</b>	<b>Declaration of Conformity</b>	<b>Test Certificates</b>
 CCC	 EAC	 EG-Konf.
 CSA	 UL	<a href="#">Declaration of the Compliance with the order</a>

<b>Test Certificates</b>	<b>Marine / Shipping</b>
<a href="#">Special Test Certificate</a>	 ABS
	 LRS
	 PRS
	 RINA
	 RMRS

<b>Marine / Shipping</b>	<b>other</b>
 DNV-GL DNVGL.COM/AF	<a href="#">Confirmation</a>

## Further information

**Information- and Downloadcenter (Catalogs, Brochures,...)**

<http://www.siemens.com/industrial-controls/catalogs>

**Industry Mall (Online ordering system)**

<https://mall.industry.siemens.com/mall/en/en/Catalog/product?mlfb=3SU1100-2BF60-3BA0>

**Cax online generator**

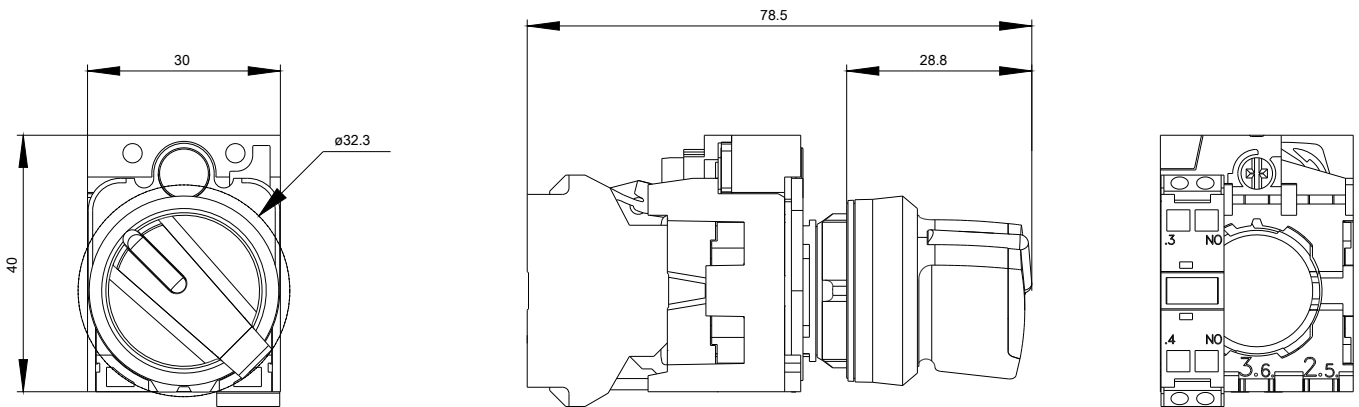
<http://support.automation.siemens.com/WW/CAXorder/default.aspx?lang=en&mlfb=3SU1100-2BF60-3BA0>

**Service&Support (Manuals, Certificates, Characteristics, FAQs,...)**


<https://support.industry.siemens.com/cs/ww/en/ps/3SU1100-2BF60-3BA0>

**Image database (product images, 2D dimension drawings, 3D models, device circuit diagrams, EPLAN macros, ...)**

[http://www.automation.siemens.com/bilddb/cax\\_de.aspx?mlfb=3SU1100-2BF60-3BA0&lang=en](http://www.automation.siemens.com/bilddb/cax_de.aspx?mlfb=3SU1100-2BF60-3BA0&lang=en)



-S



last modified:

09/25/2017