

SELECTOR SWITCH, CAN BE ILLUM., 30MM, ROUND, METAL, MATT, WHITE, SHORT SELECTOR SWITCH, FRONT RING FOR FLAT INSTALL., 2 SWITCH POSITIONS O-I, LATCHING, ACTUATING ANGLE 90 DEG., 10:30H/13:30H



Figure similar

Product brand name	SIRIUS ACT
Product designation	Selector switches
Product type designation	3SU1

Enclosure	
Number of command points	1

Actuator	
Design of the operating mechanism	Selector switch, short black handle and front ring for flush installation
Manner of function of the actuating element	maintained, 90° (10:30h/13:30h)
Product extension optional Light source	Yes
Color of the actuating element	White
Material of the actuating element	plastic
Shape of the actuating element	Handle
Outer diameter of the actuating element	38 mm
Number of switching positions	2
Actuating angle	90°
• clockwise	

Front ring	
Product component front ring	Yes
Design of the front ring	Flat
Material of the front ring	Metal, matt
Color of the front ring	sand gray

General technical data	
Protection class IP	IP66, IP67, IP69(IP69K)
Degree of protection NEMA rating	NEMA 1, 2, 3, 3R, 4, 4X, 12
Shock resistance	<ul style="list-style-type: none"> acc. to IEC 60068-2-27 for railway applications acc. to DIN EN 61373
	Sinusoidal half-wave 50 g / 11 ms Category 1, Class B
Vibration resistance	<ul style="list-style-type: none"> acc. to IEC 60068-2-6 for railway applications acc. to DIN EN 61373
	10 ... 500 Hz: 5g Category 1, Class B
Operating frequency maximum	1 800 1/h
Mechanical service life (switching cycles)	
	<ul style="list-style-type: none"> typical
	300 000
Equipment marking	
	<ul style="list-style-type: none"> acc. to DIN EN 61346-2 acc. to DIN EN 81346-2
	S S



Safety related data	
B10 value	
	<ul style="list-style-type: none"> with high demand rate acc. to SN 31920
	100 000
Proportion of dangerous failures	
	<ul style="list-style-type: none"> with low demand rate acc. to SN 31920 with high demand rate acc. to SN 31920
	20 % 20 %
Failure rate [FIT]	
	<ul style="list-style-type: none"> with low demand rate acc. to SN 31920
	100 FIT
T1 value for proof test interval or service life acc. to IEC 61508	20 y

Ambient conditions	
Ambient temperature	
	<ul style="list-style-type: none"> during operation during storage
	-25 ... +70 °C -40 ... +80 °C
Environmental category during operation acc. to IEC 60721	3M6, 3S2, 3B2, 3C3, 3K6 (with relative air humidity of 10 ... 95 %)

Installation/ mounting/ dimensions	
Height	44.8 mm
Width	38 mm
Shape of the installation opening	round
Mounting diameter	30.5 mm

Positive tolerance of installation diameter	0.5 mm
Mounting height	22.1 mm
Installation width	38 mm
Installation depth	32.1 mm

Certificates/approvals

General Product Approval		Declaration of Conformity	Test Certificates		
				Declaration of the Compliance with the order	Special Test Certificate
CSA	UL		EG-Konf.		

other

[Confirmation](#)

Further information

Information- and Downloadcenter (Catalogs, Brochures,...)

<http://www.siemens.com/industrial-controls/catalogs>

Industry Mall (Online ordering system)

<https://mall.industry.siemens.com/mall/en/en/Catalog/product?mlfb=3SU1062-2DF60-0AA0>

Cax online generator

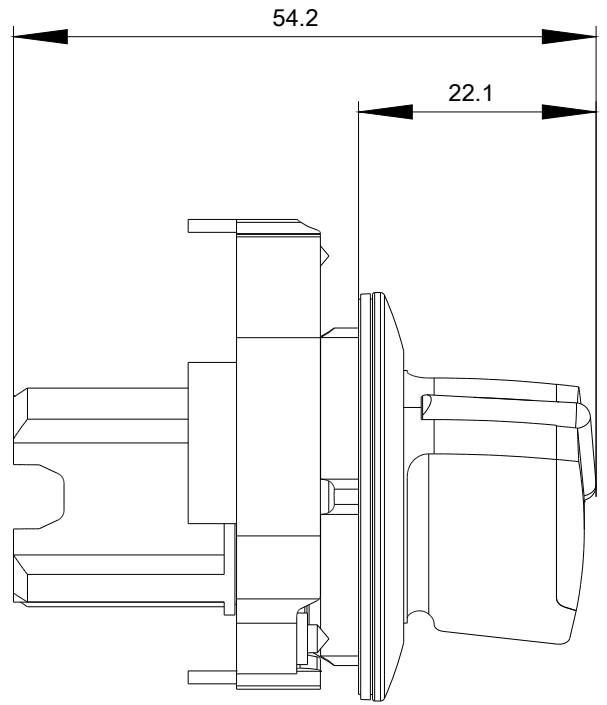
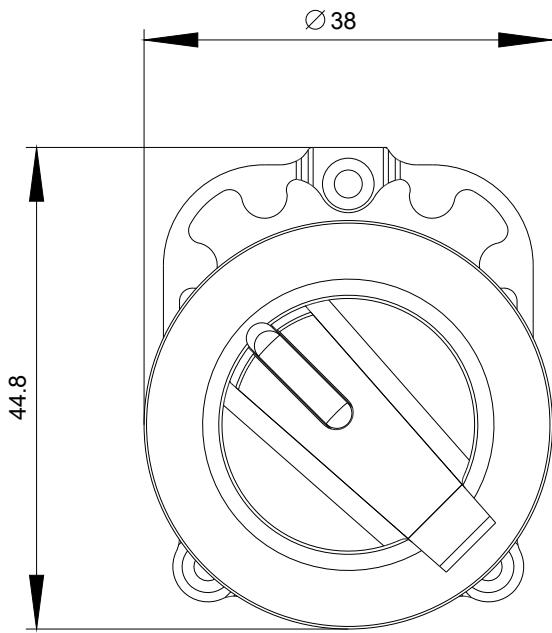
<http://support.automation.siemens.com/WW/CAXorder/default.aspx?lang=en&mlfb=3SU1062-2DF60-0AA0>

Service&Support (Manuals, Certificates, Characteristics, FAQs,...)

<https://support.industry.siemens.com/cs/ww/en/ps/3SU1062-2DF60-0AA0>

Image database (product images, 2D dimension drawings, 3D models, device circuit diagrams, EPLAN macros, ...)

http://www.automation.siemens.com/bilddb/cax_de.aspx?mlfb=3SU1062-2DF60-0AA0&lang=en



last modified:

09/12/2017