

INDICATOR LIGHT, 22MM, ROUND, PLASTIC, WHITE, SMOOTH LENS, WITH HOLDER, LED MODULE, WITH INTEGRATED LED 24V AC/DC, SPRING-TYPE TERMINAL



Figure similar

<b>Product brand name</b>	SIRIUS ACT
<b>Product designation</b>	Indicator lights
<b>Product type designation</b>	3SU1
<b>Manufacturer's article number</b>	<ul style="list-style-type: none"> <li>• of supplied LED module <a href="#">3SU1401-1BB60-3AA0</a></li> <li>• of the supplied holder <a href="#">3SU1500-0AA10-0AA0</a></li> <li>• of supplied repeater <a href="#">3SU1001-6AA60-0AA0</a></li> </ul>

Enclosure	
<b>Number of command points</b>	1

Actuator	
<b>Product extension optional Light source</b>	Yes
<b>Color</b>	<ul style="list-style-type: none"> <li>• of the actuating element White</li> </ul>
<b>Material of the actuating element</b>	plastic
<b>Shape of the actuating element</b>	round
<b>Outer diameter of the actuating element</b>	29.45 mm

Front ring	
Product component front ring	No
Holder	
Material of the holder	Plastic
Display	
Number of LED modules	1
General technical data	
<b>Product component</b>	
• Light source	Yes
<b>Insulation voltage</b>	
• rated value	320 V
<b>Degree of pollution</b>	3
<b>Type of voltage</b>	
• of the operating voltage	AC/DC
<b>Surge voltage resistance rated value</b>	4 kV
<b>Protection class IP</b>	IP66, IP67, IP69(IP69K)
• of the terminal	IP20
<b>Degree of protection NEMA rating</b>	NEMA 1, 2, 3, 3R, 4, 4X, 12
<b>Shock resistance</b>	
• acc. to IEC 60068-2-27	Sinusoidal half-wave 50 g / 11 ms
• for railway applications acc. to DIN EN 61373	Category 1, Class B
<b>Vibration resistance</b>	
• acc. to IEC 60068-2-6	10 ... 500 Hz: 5g
• for railway applications acc. to DIN EN 61373	Category 1, Class B
<b>Equipment marking</b>	
• acc. to DIN EN 61346-2	P
• acc. to DIN EN 81346-2	P
Main circuit	
<b>Operating voltage</b>	
• rated value	24 V
<b>Relative positive tolerance of the operating voltage</b>	25 %
<b>Relative negative tolerance of the operating voltage</b>	30 %
Auxiliary circuit	
<b>Number of NC contacts</b>	
• for auxiliary contacts	0
<b>Number of NO contacts</b>	
• for auxiliary contacts	0
<b>Number of CO contacts</b>	
• for auxiliary contacts	0
Connections/Terminals	

<b>Type of electrical connection</b>	
<ul style="list-style-type: none"> <li>• of modules and accessories</li> </ul>	Spring-type terminal
<b>Type of connectable conductor cross-sections</b>	
<ul style="list-style-type: none"> <li>• solid without core end processing</li> </ul>	2x (0.25 ... 1.5 mm <sup>2</sup> )
<ul style="list-style-type: none"> <li>• finely stranded with core end processing</li> </ul>	2x (0.25 ... 0.75 mm <sup>2</sup> )
<ul style="list-style-type: none"> <li>• finely stranded without core end processing</li> </ul>	2x (0.25 ... 1.5 mm <sup>2</sup> )
<ul style="list-style-type: none"> <li>• at AWG conductors</li> </ul>	2x (24 ... 16)
<b>Tightening torque of the screws in the bracket</b>	1 ... 1.2 N·m

### Lamp

<b>Type of light source</b>	LED
<b>Color of the light source</b>	white
<b>Light intensity</b>	900 ... 1 400 mcd

### Ambient conditions

<b>Ambient temperature</b>	
<ul style="list-style-type: none"> <li>• during operation</li> </ul>	-25 ... +70 °C
<ul style="list-style-type: none"> <li>• during storage</li> </ul>	-40 ... +80 °C
Environmental category during operation acc. to IEC 60721	3M6, 3S2, 3B2, 3K6 (with relative air humidity of 10 ... 95 %, no condensation in operation permitted for all devices behind front panel)


### Installation/ mounting/ dimensions

<b>Mounting type</b>	front panel mounting
<ul style="list-style-type: none"> <li>• of modules and accessories</li> </ul>	Front plate mounting
<b>Height</b>	40 mm
<b>Width</b>	30 mm
<b>Shape of the installation opening</b>	round
<b>Mounting diameter</b>	22.3 mm
<b>Positive tolerance of installation diameter</b>	0.4 mm
<b>Mounting height</b>	11.8 mm
<b>Installation width</b>	29.5 mm
<b>Installation depth</b>	49.7 mm

### Certificates/approvals

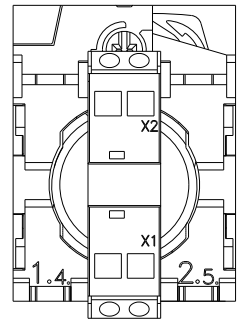
General Product Approval				Declaration of Conformity	Test Certificates
 CCC	 CSA	 UL		 EG-Konf.	<a href="#">Declaration of the Compliance with the order</a>

Test Certificates	Marine / Shipping				
<a href="#">Special Test Certificate</a>	 ABS	 LRS	 PRS	 RINA	 RMRS

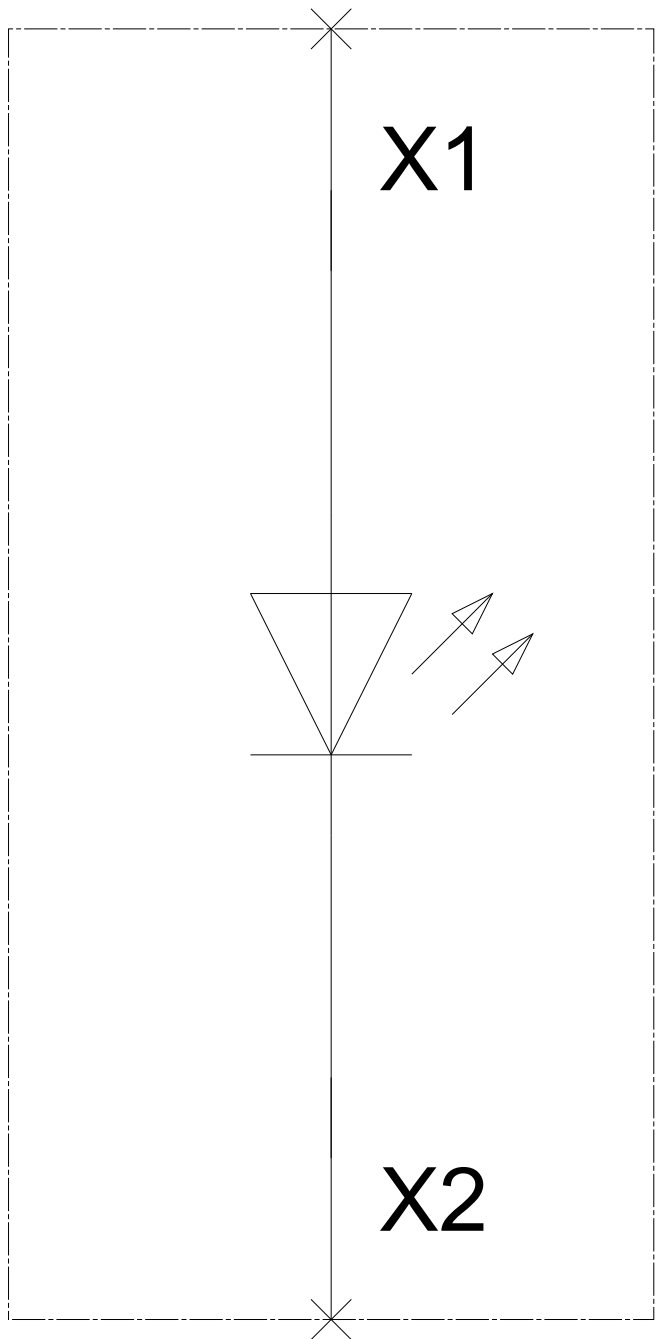
Marine / Shipping	other
 DNV-GL DNVGL.COM/AF	<a href="#">Confirmation</a>

Further information

- Information- and Downloadcenter (Catalogs, Brochures,...)**  
<http://www.siemens.com/industrial-controls/catalogs>
- Industry Mall (Online ordering system)**  
<https://mall.industry.siemens.com/mall/en/en/Catalog/product?mlfb=3SU1102-6AA60-3AA0>
- Cax online generator**  
<http://support.automation.siemens.com/WW/CAXorder/default.aspx?lang=en&mlfb=3SU1102-6AA60-3AA0>
- Service&Support (Manuals, Certificates, Characteristics, FAQs,...)**  
<https://support.industry.siemens.com/cs/ww/en/ps/3SU1102-6AA60-3AA0>
- Image database (product images, 2D dimension drawings, 3D models, device circuit diagrams, EPLAN macros, ...)**  
[http://www.automation.siemens.com/bilddb/cax\\_de.aspx?mlfb=3SU1102-6AA60-3AA0&lang=en](http://www.automation.siemens.com/bilddb/cax_de.aspx?mlfb=3SU1102-6AA60-3AA0&lang=en)



**-P**  
**24 V AC/DC**



last modified:

09/12/2017