

EM. STOP MUSHROOM PUSHBUTTON, 22MM, ROUND, METAL, SHINY, RED, 40MM, LATCHING, ROTATE TO UNLATCH, WITH YELLOW BACKING PLATE, INSCRIPTION: NOT-HALT, WITH HOLDER, 1NC, 1NC, SPRING-TYPE TERMINAL



Figure similar

Product brand name	SIRIUS ACT
Product designation	EMERGENCY STOP mushroom pushbuttons
Product type designation	3SU1
Manufacturer's article number	<ul style="list-style-type: none"> • of supplied contact module 3SU1400-1AA10-3CA0, 3SU1400-1AA10-3CA0 • 1 of supplied contact module 3SU1400-1AA10-3CA0 • 2 of supplied contact module 3SU1400-1AA10-3CA0 • of the supplied holder 3SU1550-0AA10-0AA0 • of the supplied actuator 3SU1050-1HB20-0AA0 • of supplied accessory 3SU1900-0BC31-0AT0

Enclosure

Number of command points	1
---------------------------------	---

Actuator

Design of the operating mechanism	Emergency stop mushroom pushbutton, tamper-proof
Manner of function of the actuating element	Latching
Product extension optional Light source	No
Color	

• of the actuating element	Red
Material of the actuating element	plastic
Shape of the actuating element	round
Outer diameter of the actuating element	40 mm
Number of contact modules	2
Type of unlocking device	rotate-to-unlatch mechanism

Front ring	
Product component front ring	No

Holder	
Material of the holder	Metal

Display	
Number of LED modules	0

General technical data	
Product function	
• positive opening	Yes
• EMERGENCY OFF function	Yes
• EMERGENCY STOP function	Yes
Product component	
• Light source	No
Insulation voltage	
• rated value	500 V
Degree of pollution	3
Surge voltage resistance rated value	6 kV
Protection class IP	IP66, IP67, IP69(IP69K)
• of the terminal	IP20
Degree of protection NEMA rating	NEMA 1, 2, 3, 3R, 4, 4X, 12
Shock resistance	
• acc. to IEC 60068-2-27	Sinusoidal half-wave 50 g / 11 ms
Vibration resistance	
• acc. to IEC 60068-2-6	10 ... 500 Hz: 5g
Operating frequency maximum	600 1/h
Mechanical service life (switching cycles)	
• typical	300 000
Electrical endurance (switching cycles)	
• typical	300 000
Thermal current	10 A
Equipment marking	
• acc. to DIN EN 61346-2	S
• acc. to DIN EN 81346-2	S
Continuous current of the C characteristic MCB	10 A; for a short-circuit current smaller than 400 A
Continuous current of the quick DIAZED fuse link	10 A

Continuous current of the DIAZED fuse link gG	10 A
Main circuit	
Operating voltage	
• rated value	5 ... 500 V
Power Electronics	
Contact reliability	One maloperation per 100 million (17 V, 5 mA), one maloperation per 10 million (5 V, 1 mA)
Auxiliary circuit	
Design of the contact of auxiliary contacts	Silver alloy
Number of NC contacts	
• for auxiliary contacts	2
Number of NO contacts	
• for auxiliary contacts	0
Number of CO contacts	
• for auxiliary contacts	0
Connections/Terminals	
Type of electrical connection	
• of modules and accessories	Spring-type terminal
Type of connectable conductor cross-sections	
• solid without core end processing	2x (0.25 ... 1.5 mm ²)
• finely stranded with core end processing	2x (0.25 ... 0.75 mm ²)
• finely stranded without core end processing	2x (0.25 ... 1.5 mm ²)
• at AWG conductors	2x (24 ... 16)
Tightening torque of the screws in the bracket	1 ... 1.2 N·m
Safety related data	
B10 value	
• with high demand rate acc. to SN 31920	100 000
Proportion of dangerous failures	
• with low demand rate acc. to SN 31920	20 %
• with high demand rate acc. to SN 31920	20 %
Failure rate [FIT]	
• with low demand rate acc. to SN 31920	100 FIT
T1 value for proof test interval or service life acc. to IEC 61508	20 y
Ambient conditions	
Ambient temperature	
• during operation	-25 ... +70 °C
• during storage	-40 ... +80 °C
Environmental category during operation acc. to IEC 60721	3M6, 3S2, 3B2, 3C3, 3K6 (with relative air humidity of 10 ... 95 %, no condensation in operation permitted for all devices behind front panel)

Installation/ mounting/ dimensions	
Mounting type	front mounting
• of modules and accessories	Front plate mounting
Height	40 mm
Width	30 mm
Shape of the installation opening	round
Mounting diameter	22.3 mm
Positive tolerance of installation diameter	0.4 mm
Mounting height	46.4 mm
Installation width	75 mm
Installation depth	48.6 mm

Accessories	
Number of backing plates	1
Marking of backing plate	EMERGENCY-STOP
Color of backing plate	Yellow

Certificates/approvals

General Product Approval	Declaration of Conformity	Test Certificates
--------------------------	---------------------------	-------------------



CCC



CSA



UL



EG-Konf.

[Declaration of the Compliance with the order](#)

Test Certificates	Marine / Shipping
-------------------	-------------------

[Special Test Certificate](#)



ABS



LRS



PRS



RINA



RMRS

Marine / Shipping	other
-------------------	-------



DNVGL.COM/AF

[Confirmation](#)

Further information

Information- and Downloadcenter (Catalogs, Brochures,...)

<http://www.siemens.com/industrial-controls/catalogs>

Industry Mall (Online ordering system)

<https://mall.industry.siemens.com/mall/en/en/Catalog/product?mlfb=3SU1150-1HB20-3PH0>

Cax online generator

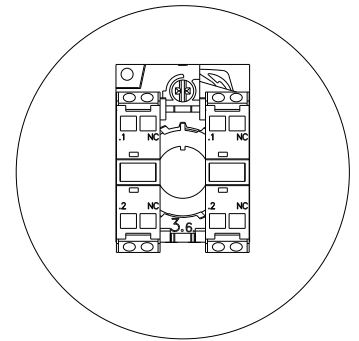
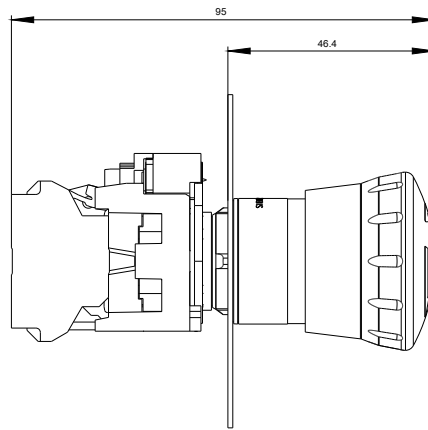
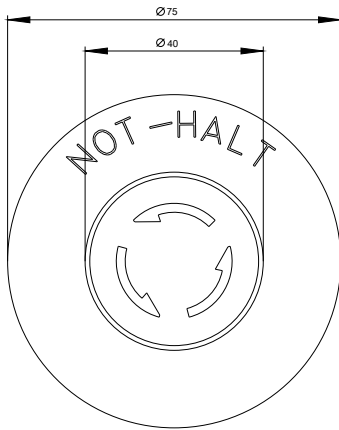
<http://support.automation.siemens.com/WW/CAXorder/default.aspx?lang=en&mlfb=3SU1150-1HB20-3PH0>

Service&Support (Manuals, Certificates, Characteristics, FAQs,...)

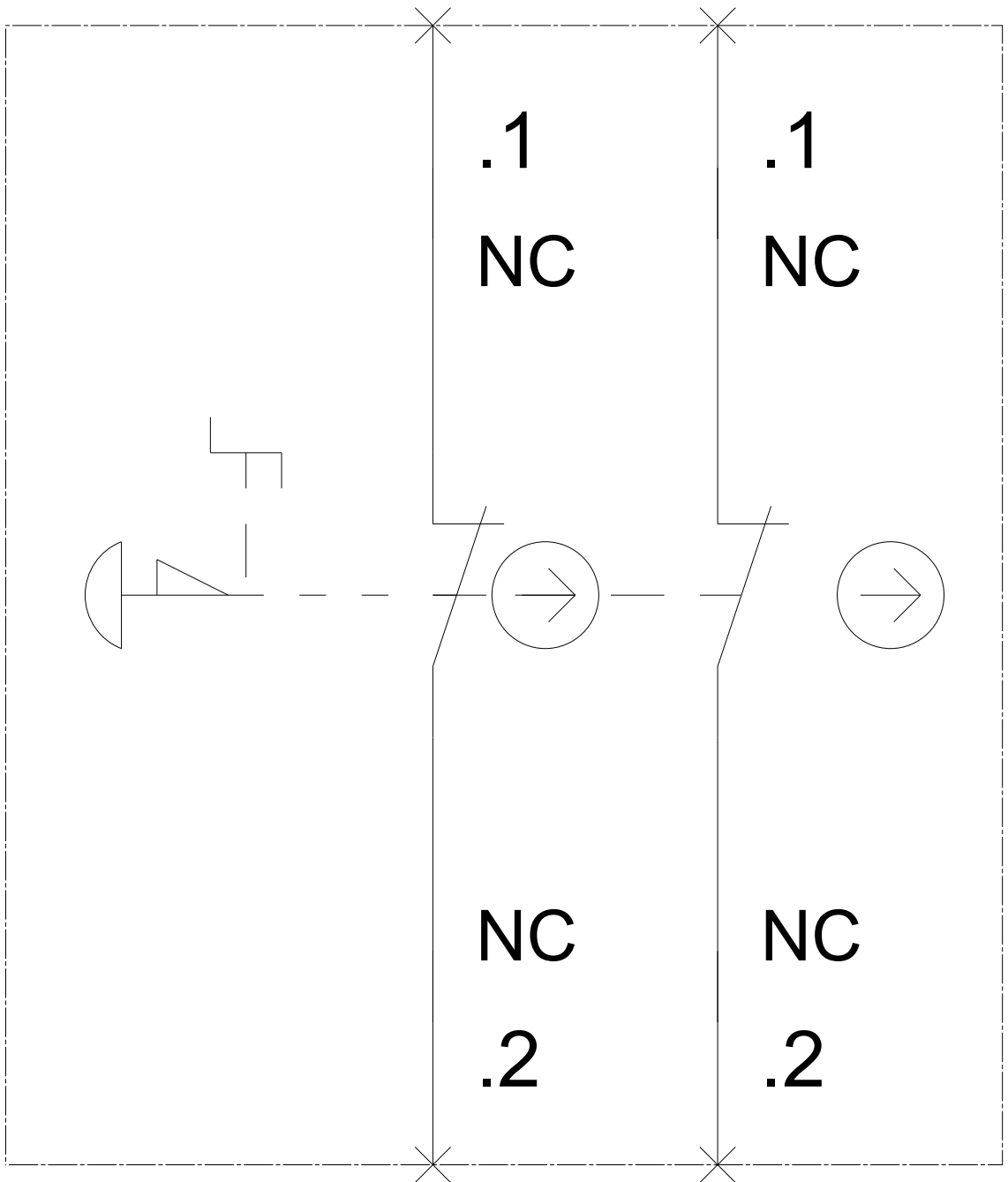
<https://support.industry.siemens.com/cs/ww/en/ps/3SU1150-1HB20-3PH0>

Image database (product images, 2D dimension drawings, 3D models, device circuit diagrams, EPLAN macros, ...)

http://www.automation.siemens.com/bilddb/cax_de.aspx?mlfb=3SU1150-1HB20-3PH0&lang=en



-S



last modified:

09/12/2017