

LED MODULE WITH INTEGRATED LED 24V AC/DC, YELLOW, SPRING-TYPE TERMINAL, FOR BASE MOUNTING



Figure similar

Product brand name	SIRIUS ACT
Product designation	LED module
Product type designation	3SU1

General technical data

Product component <ul style="list-style-type: none"> • diode • lamp transformer • Light source • series resistor 	<ul style="list-style-type: none"> Yes No Yes No
Insulation voltage <ul style="list-style-type: none"> • rated value 	320 V
Degree of pollution	3
Type of voltage <ul style="list-style-type: none"> • of the operating voltage • for actuation 	<ul style="list-style-type: none"> AC/DC AC/DC
Surge voltage resistance rated value	4 kV
Consumed current	

<ul style="list-style-type: none"> • maximum 	20 mA
Protection class IP	
<ul style="list-style-type: none"> • of the enclosure 	IP40
<ul style="list-style-type: none"> • of the terminal 	IP20
Shock resistance	
<ul style="list-style-type: none"> • acc. to IEC 60068-2-27 	Sinusoidal half-wave 50 g / 11 ms
<ul style="list-style-type: none"> • for railway applications acc. to DIN EN 61373 	Category 1, Class B
Vibration resistance	
<ul style="list-style-type: none"> • acc. to IEC 60068-2-6 	10 ... 500 Hz: 5g
<ul style="list-style-type: none"> • for railway applications acc. to DIN EN 61373 	Category 1, Class B
Operating period typical	100 000 h
Equipment marking	
<ul style="list-style-type: none"> • acc. to DIN EN 61346-2 	P
<ul style="list-style-type: none"> • acc. to DIN EN 81346-2 	P

Main circuit

Operating voltage 1	
<ul style="list-style-type: none"> • at AC 	
<ul style="list-style-type: none"> — at 50 Hz rated value 	24 V
<ul style="list-style-type: none"> — at 60 Hz rated value 	24 V
<ul style="list-style-type: none"> • at DC rated value 	24 V
Relative positive tolerance of the operating voltage	20 %
Relative negative tolerance of the operating voltage	20 %

Connections/Terminals

Type of electrical connection	spring-loaded terminals
Type of connectable conductor cross-sections	
<ul style="list-style-type: none"> • solid without core end processing 	2x (0.25 ... 1.5 mm ²)
<ul style="list-style-type: none"> • finely stranded with core end processing 	2x (0.25 ... 0.75 mm ²)
<ul style="list-style-type: none"> • finely stranded without core end processing 	2x (0.25 ... 1.5 mm ²)
<ul style="list-style-type: none"> • at AWG conductors 	2x (24 ... 16)

Lamp

Type of light source	LED
Color of the light source	yellow
Light intensity	900 ... 1 400 mcd

Ambient conditions

Ambient temperature	
<ul style="list-style-type: none"> • during operation 	-25 ... +70 °C
<ul style="list-style-type: none"> • during storage 	-40 ... +80 °C
Environmental category during operation acc. to IEC 60721	3M6, 3S2, 3B2, 3K6 (with relative air humidity of 10 ... 95 %, no condensation in operation permitted)

Installation/ mounting/ dimensions

Mounting type • of modules and accessories	Floor mounting
Height	36 mm
Width	9.8 mm
Depth	29.4 mm

Certificates/approvals

General Product Approval	EMC	Declaration of Conformity
---------------------------------	------------	----------------------------------



Test Certificates	other
--------------------------	--------------

[Declaration of the Compliance with the order](#)

[Special Test Certificate](#)

[Confirmation](#)

Further information

Information- and Downloadcenter (Catalogs, Brochures,...)

<http://www.siemens.com/industrial-controls/catalogs>

Industry Mall (Online ordering system)

<https://mall.industry.siemens.com/mall/en/en/Catalog/product?mlfb=3SU1401-2BB30-3AA0>

Cax online generator

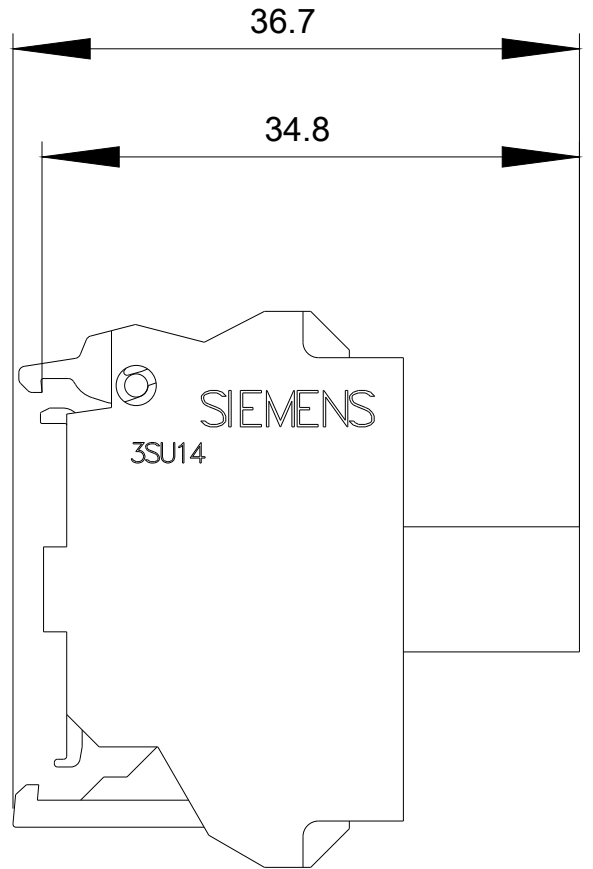
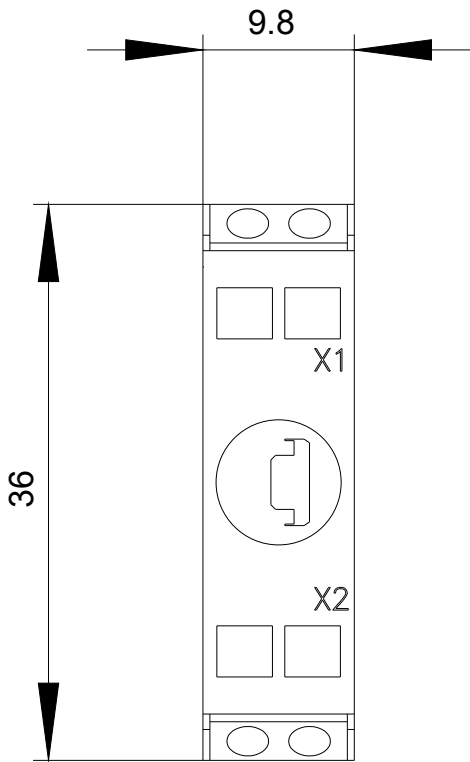
<http://support.automation.siemens.com/WW/CAXorder/default.aspx?lang=en&mlfb=3SU1401-2BB30-3AA0>

Service&Support (Manuals, Certificates, Characteristics, FAQs,...)

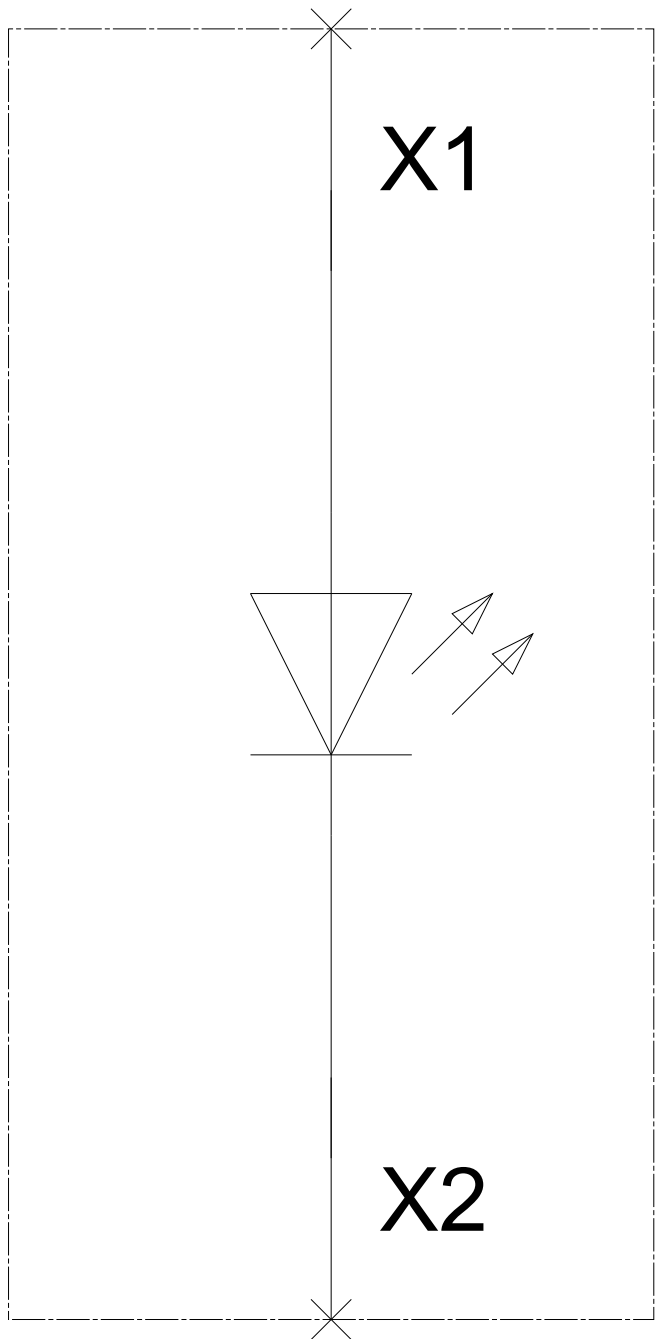
<https://support.industry.siemens.com/cs/ww/en/ps/3SU1401-2BB30-3AA0>

Image database (product images, 2D dimension drawings, 3D models, device circuit diagrams, EPLAN macros, ...)

http://www.automation.siemens.com/bilddb/cax_de.aspx?mlfb=3SU1401-2BB30-3AA0&lang=en



-P
24 V AC/DC



last modified:

08/04/2017